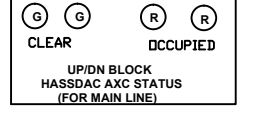
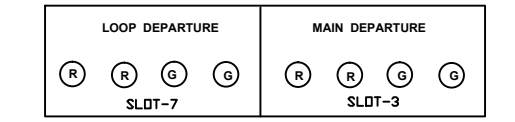
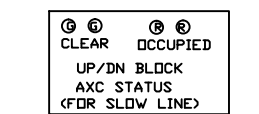
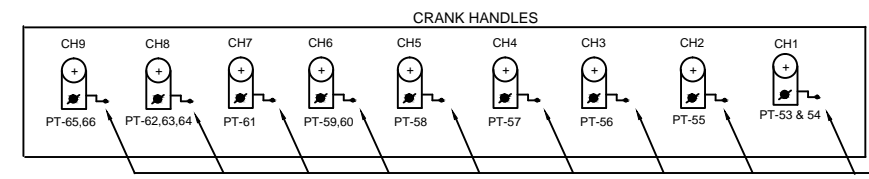


GHZ DUMP LINE 4 CAL 620M(FM TO DE)
 GHZ DUMP LINE 3 CAL 716 M(FM TO DE)
 GHZ DUMP LINE 2 CAL 849 M(FM TO DE)



PANEL DETAILS:-
 MAIN SIGNAL BUTTONS-1,2,3,4,12,14,16,17,18,19,20.
 CALLING-ON SIGNAL BUTTONS-C-1,C-3,C-14,C-16,C-18,C-20.
 SHUNT SIGNAL BUTTONS-112,201,202,203,204,206,208,210,
 212,214,216,218,220,222.
 POINT BUTTONS-53,54,55,56,57,58,59,60,61,62,63,64,65,66.
 CRANK HANDLE BUTTONS-CH1,CH2,CH3,CH4,CH5,CH6,CH7,
 CH8,CH9.
 SLOT BUTTONS-25,26,27,28,31,32.



INTERLOCKED
 L.C. GATE No 6 'spl' (M)
 KM.14/11

GARHARA

PREPARED BY	EAST CENTRAL RAILWAY	EI WORKING RULE DIAGRAM	SWRD NO.
I.T. SYSTEMS	SONEPUR DIVISION	MACL STD-II(R) CLASS-B'	
PATNA-4		TO SUIT SIP NO. ECR/SIP/SEE/477/2018.ALT-A1	