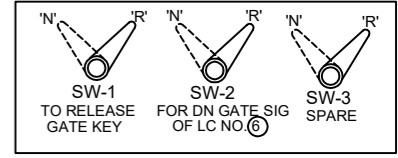
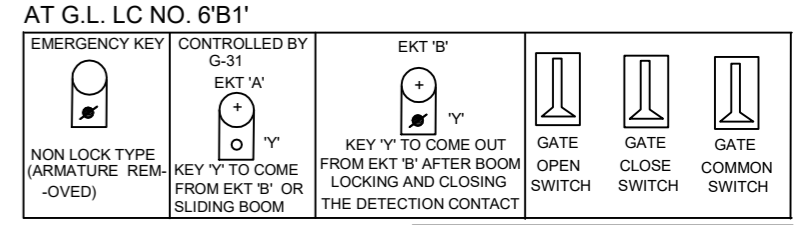
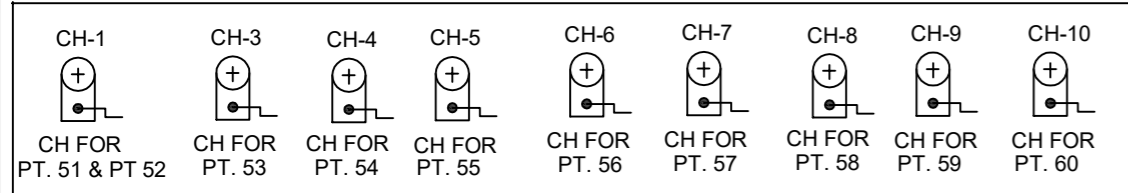


**PANEL DETAIL:**  
 MAIN SIGNAL BUTTONS 1,2,3,4,5,6,8,11&12  
 CALLING ON SIGNAL BUTTONS C-1 & C-12  
 SHUNT SIGNAL BUTTON: 103,104,105,106,108,201,202,203,204,205,206,207,208,209,210.  
 POINT BUTTONS 51,52,53,54,55,56,57,58,59 & 60.  
 CRANK HANDLE BUTTONS CH-1,CH-3,CH-4,CH-5,CH-6,CH-7,CH-8,CH-9,CH-10.  
 GATE BUTTONS G-31 & G-32  
 SLOT BUTTON:- SW-55 & SW-57.



- NOTE:-**
- 1.ABSOLUTE BLOCK SYSTEM WORKING WITH MUZAFFARPUR & TURKI.
  - 2.DOUBLE LINE LOCK & BLOCK INSTT.WORKING BETWEEN RD-TURKI.
  3. DOUBLE LINE UFSBI WORKING BETWEEN RD-MFP.
  - 4.TELEPHONE PROVIDED BETWEEN PANEL ROOM AND & L.C. NO. 5,6,7 & 8.
  5. CONTROL TELEPHONE PROVIDED AT PANEL ROOM.
  6. HASSDAC PROVIDED IN BOTH UP & DN DIRECTION FOR LAST VEHICLE VERIFICATION & INTERLOCKED BLOCK INSTT.
  7. DEAD APPROACH LOCKING PROVIDED FOR ALL INTERLOCKED GATES WITH 60 SEC TIME DELAY.
  8. 60 SEC. TIME DELAY PROVIDED FOR CALLING-ON RECEPTION SIG. NO. C-1 & C-12.
  9. ADDITIONAL BOOM SLIDE LOCKING PROVIDED AT LC GATE NO.5,6,7 & 8.
  10. POINT 55 & 57 WILL NORMALLY REMAIN LOCKRD IN NORMAL POSITION UNLESS UNLOCKED BY SPECIAL SLOT BUTTON SW-55 & SW-57 RESPECTIVELY.
  11. TO SUIT 25 KVA AC TRACTION.
  12. ROAD SIGNAL SHALL DISPLAY RED ASPECT WHILE CLOSING L-XING WITH SLIDING BOOM OR SWITCH.

**CRANK HANDLES**



<b>EAST CENTRAL RAILWAY</b> <b>SONPUR DIVISION</b>	STATION WORKING RULE DIAGRAM MACL STD-(IIR) CLASS-'B'			<b>RAMDAYALU NAGAR</b>	SWRD NO. Sr.DSTE/SEE/2018(RD)/37
	DSTE/ECR/SEE	SSE/DRG/SEE	SSE/DRG/SEE		