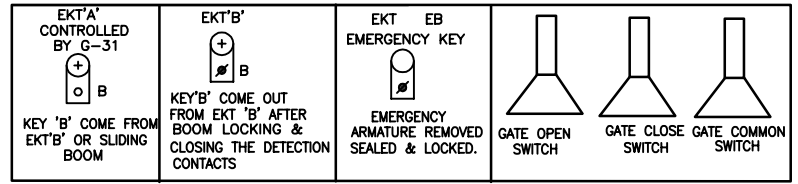
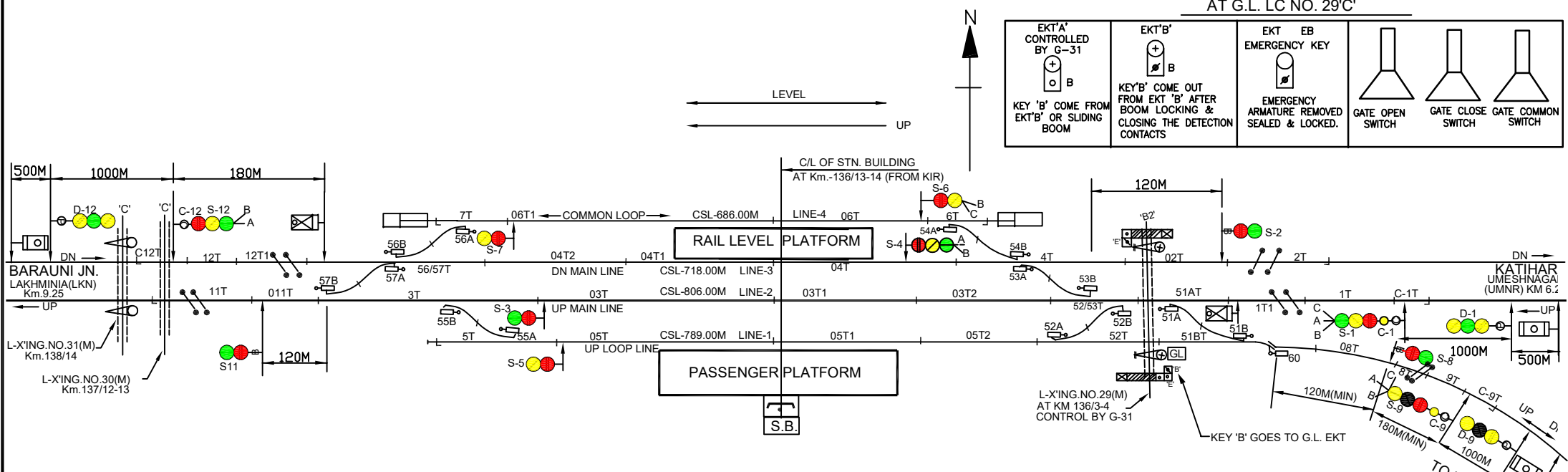


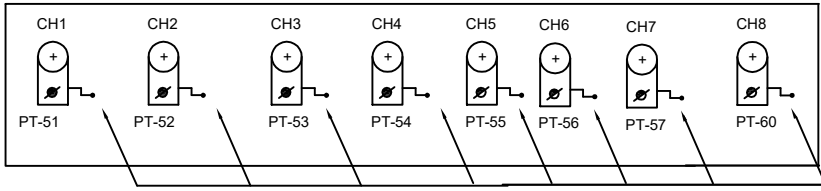
AT G.L. LC NO. 29'C



PANEL DETAILS:
 MAIN SIGNAL BUTTONS: 1,2,3,4,5,6,7,8,9,11 & 12.
 CALLING 'ON' SIG. BUTTONS: C-1,C-9,C-12.
 POINT CONTROL BUTTONS: 51,52,53,54,55,56,57,60.
 GATE CONTROL BUTTONS: G-31
 CRANK HANDLE CONTROL BUTTONS: CH1,CH2,CH3,CH4,CH5,CH6,CH7,CH8.

NOTE:
 1. ABSOLUTE BLOCK SYSTEM OF WORKING WITH UMESHNAGAR, LAKHMINIYA & SABDALPUR Jn.
 2. DLUFSBI WORKING WITH UMESHNAGAR, LAKHMINIYA & S/L UFSBI WORKING BETWEEN SHAHEBPUR KAMAL & SABDALPUR Jn.
 3. TELEPHONE PROVIDED BETWEEN SM'S PANEL ROOM & GATE NO. 29'C,30'C,31'C & 32'C.
 4. CONTROL TELEPHONE PROVIDED IN SM'S PANEL ROOM.
 5. THE SIGNALLING INSTALLATION IS SUITABLE FOR 25KV AC TRACTION.
 6. SLIDING BOOM PROVIDED & EOLB AT L.C. GATE NO. 29'C.

IN PANEL ROOM



CRANK HANDLE WELDED WITH THE KEY

C/S_SR.DSTE/ECR/SEE	EAST CENTRAL RAILWAY		STATION WORKING RULE DIAGRAM		SAHEBPUR KAMAL
	SONMPUR DIVISION		MACL STD-II CLASS-'B'		
	DSTE/ECR/SEE	SSE/DRG/SEE	TO SUIT SIP NO. ECR/SIP/SEE/159/2007 ALT: X		