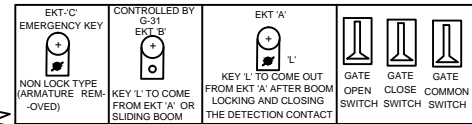


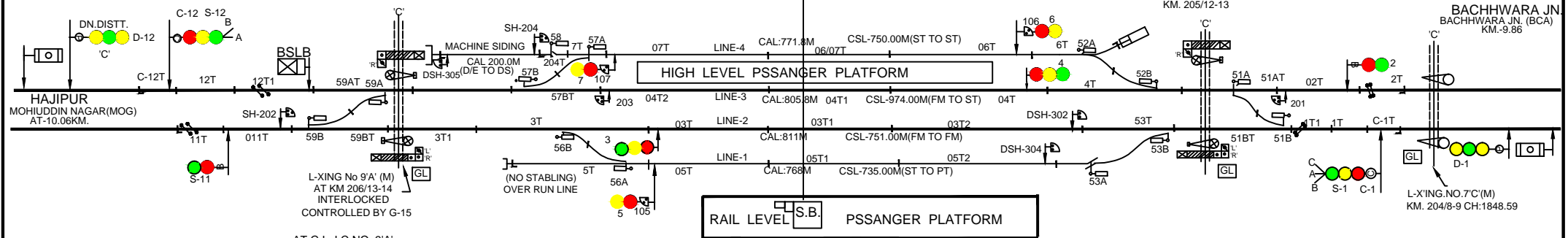
LEVEL  
UP

AT G.L. LC NO. 8'C

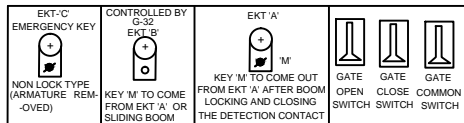


L-X'ING NO.8(M)  
INTERLOCKED  
CONTROLLED BY G-31  
KM. 205/12-13

BACHHWARA JN.  
BACHHWARA JN. (BCA)  
KM.-9.86



AT G.L. LC NO. 9'A



**NOTE:-**

1. ABSOLUTE BLOCK SYSTEM WORKING WITH BACHHWARA JN. & MOHIUDDIN NAGAR.
2. DOUBLE LINE UFSBI BLOCK PANEL WORKING WITH BLOCK PROVING AXLLLE COUNTER (HASSDAC) FOR LAST VEHICLE VERIFICATION ARE PROVIDED BETWEEN VIDYAPATIDHAM-BACHHWARA JN. AND VIDYAPATIDHAM-MOHIUDDIN NAGAR SITUATED IN VDU ROOM.
3. MAGNETO TLRPHONE PROVIDED BETWEEN PANEL ROOM AND L.C GATE NO. 4'C, 7'C, 'C, 9'A & 11'C.
4. CONTROL TELEPHONE PROVIDED AT PANEL ROOM.
5. HASSDAC PROVIDED IN BOTH UP & DN DIRECTION FOR LAST VEHICLE VERIFICATION & INTERLOCKED BLOCK INSTT.
6. LED SIGNAL PROVIDED FOR ALL MACLS SIGNALS.
7. DEAD APPROACH LOCKING PROVIDED FOR ALL INTERLOCKED GATES WITH 60 SEC TIME DELAY.
8. 60 SEC. TIME DELAY PROVIDED FOR CALLING-ON RECEPTION SIG. NO. C-1 & C-12.
9. ADDITIONAL BOOM SLIDE LOCKING PROVIDED AT LC GATE NO. 8'C & 9'A..
10. TO SUIT 25 KVA AC TRACTION.
11. ROAD SIGNAL SHALL DISPLAY RED ASPECT WHILE CLOSING L-XING WITH SLIDING BOOM OR SWITCH.

**PANEL DETAIL:**

MAIN SIGNAL BUTTONS T.2,3,4,5,6,7,11&12  
CALLING ON SIGNAL BUTTONS C-1 & C-12  
SHUNT SIGNAL BUTTON: 105,106,107,201,202,203,204.  
POINT BUTTONS 51,52,53,56,57,58,59.  
CRANK HANDLE BUTTONS CH-1,CH-2,CH-3,CH-4,CH-5,CH-6,CH-7.  
GATE BUTTONS G-31 7 G-32.  
DEAD SHUNT:- 302, 304, 305.

EAST CENTRAL RAILWAY SONPUR DIVISION				STATION WORKING RULE DIAGRAM MACL STD-II(R) CLASS-B	VIDYAPATI DHAM	SWRD NO.
	DSTE/ECR/SEE	SSE/DRG/SEE	DRG/SEE	TO SUIT SIP NO.ECR/SIP/SEE/189/2017		Sr.DSTE/SEE/2018(RD)