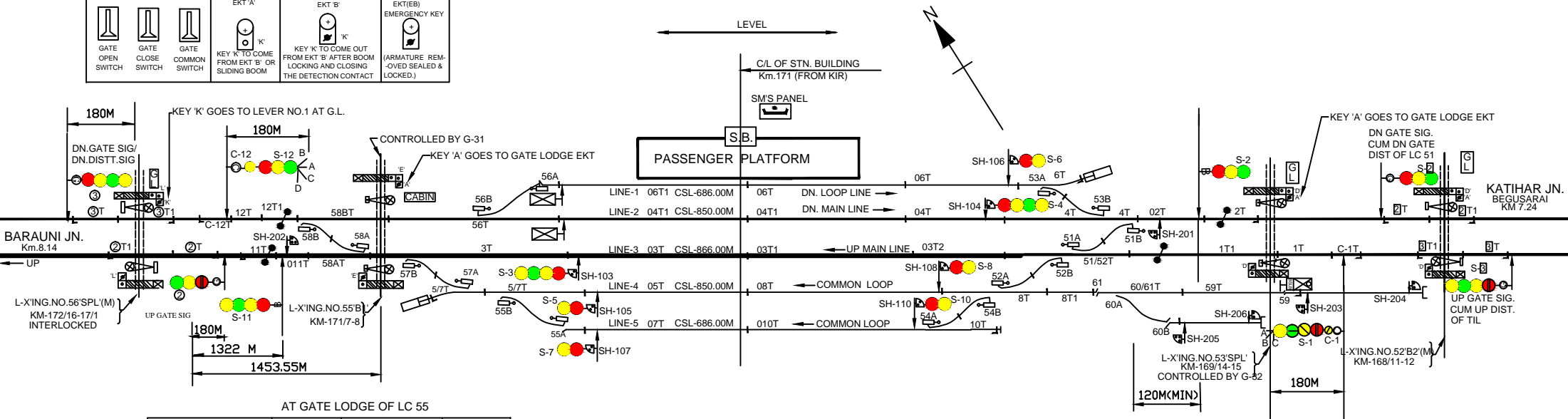
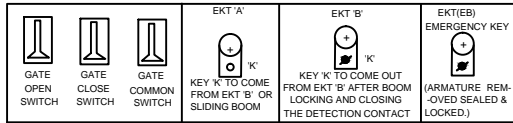
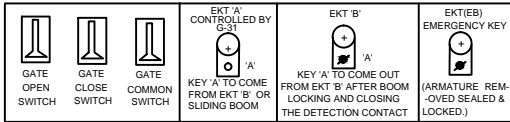


AT GATE LODGE OF LC 56

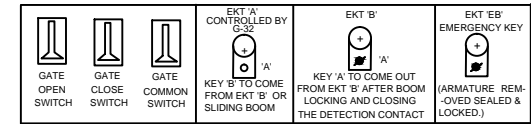


AT GATE LODGE OF LC 55



**IN PANEL**  
**MAIN SIGNAL BUTTONS:** 1.2.3.4.5.6.7.8.10.11.12.  
**CALLING 'ON' SIG. BUTTONS:** C-1,C-12  
**POINT CONTROL BUTTONS:** 51.52.53.54.55.56.57.58.  
**GATE CONTROL BUTTONS:** G-31,G-32  
**CRANK HANDLE CONTROL BUTTONS:** CH1.CH2.CH3.CH4.CH5.CH6.CH8.  
**SHUNT SIGNAL CONTROL BUTTONS:** 103.104.105.106.107.108.110.201.202.

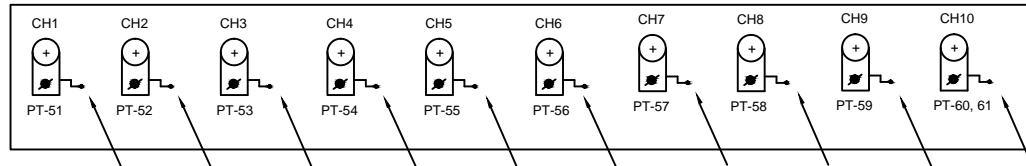
AT GATE LODGE OF LC 53



NOTE:-

1. ABSOLUTE BLOCK SYSTEM OF WORKING WITH BEGUSARAI & BARAUNI.
2. DOUBLE LINE LOCK & BLOCK INSTRUMENT WITH BEGUSARAI & BARAUNI
3. MAGNETO TELEPHONE PROVIDED BETWEEN SM'S OFFICE AND L.C. GATE NO. 52,53,55,56,57 &58
4. LED SIGNAL PROVIDED FOR ALL MACLS SIGNAL.
5. CONTROL TELEPHONE PROVIDED IN SM'S OFFICE.
6. AXLE COUNTER PROVIDED FOR LAST VEHICLE VERIFICATION
7. SLIDING BOOM PROVIDED IN ADDITION TO L.C. NO. 53'A', 55'A' & 56'A'.
8. PROVISION OF EOLB AT L.C. NO. 53 SPL & 55B2.

AT S.B.



CRANK HANDLE WELDED WITH THE KEY

EAST CENTRAL RAILWAY				STATION WORKING RULE DIAGRAM	TILRATH
SONPUR DIVISION				MACL STD-II(R) CLASS-'B'	
	DSTE/ECR/SEE	SSE/DRG/SEE	SE/DRG/SEE	TO SUIT SIP NO. ECR/SIP/SEE/154/2015. ALT-'VI'	