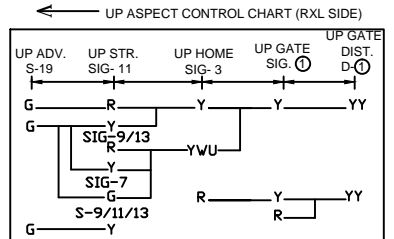
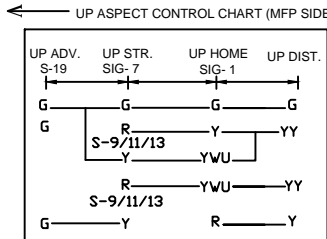
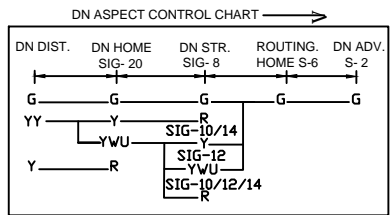
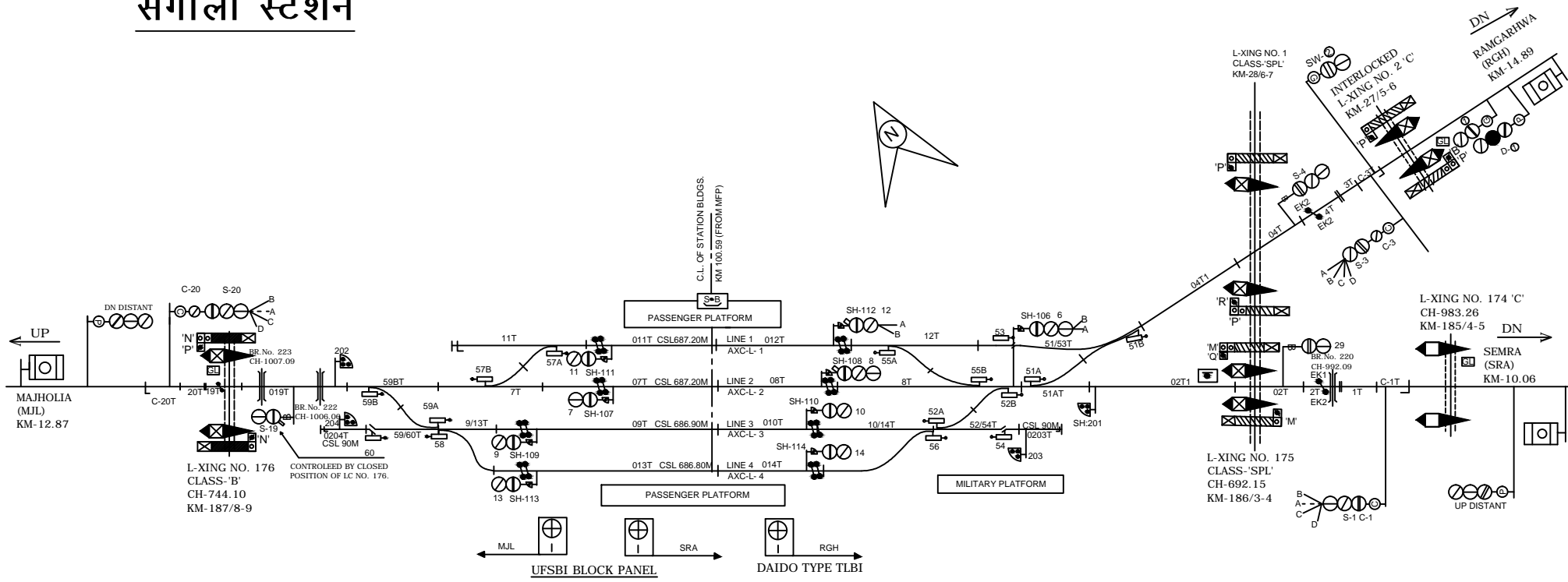


SUGAULI STATION

सगौली स्टेशन



NOTE:-
CONTROL TELEPHONE PROVIDED AT SM'S PANEL AND MAGNETO TELEPHONE CONNECTED BETWEEN SM'S PANEL AND L-XING GATE NO. 1 'SPL' KM: 28/6-7, 2'C' 27/7-8 & 3'C' AT KM 26/1-2 BETWEEN SGL-RGH. LC NO. 173'C' KM:184/0-1, 174'KM:185/4-5, 175'SPL' KM:186/3-4 BETWEEN SRA-SGL, 176'B' KM:187/8-9, 177'C' KM:189/11-12, 178'C' KM:190/15-19/10, 179' C' BETWEEN SGL - MJL.

CLASS OF STATION : B
STD OF SIG & INTERLOCKING: STD-II (R)

EAST CENTRAL RAILWAY SAMASTIPUR DIVISION				STATION WORKING RULE DIAGRAM MACL, STD-II (R), CLASS 'B'	SUGAULI	SWRD NO. - Sr.DSTE/SPJ 2015(RD)/04
	SR.DSTE/SPJ	DSTE/SPJ	JE/DRG	TO SUIT SIP NO. ECR/SIP/SPJ/337/2015 ALT-VII		