
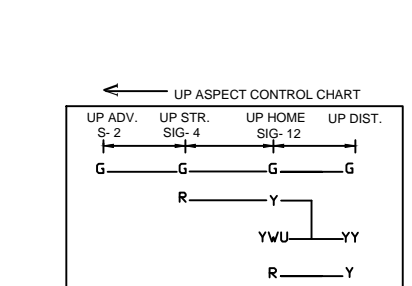
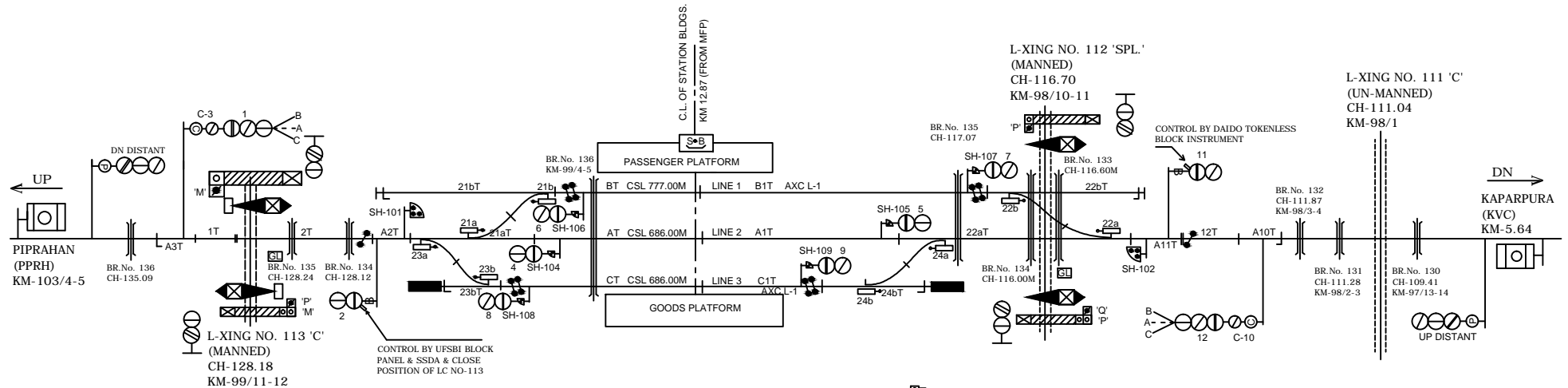
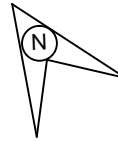
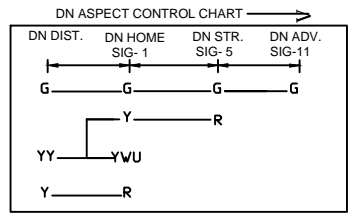


KANTI STATION काँटी स्टेशन



- CONNECTED WITH LC GATE No. 113 'C'
- CONNECTED WITH LC GATE No. 112 'SPL.'
- CONNECTED WITH LC GATE No. 115 'SPL.'



CLASS OF STATION : B
STD OF SIG & INTERLOCKING: STD-II®

EAST CENTRAL RAILWAY SAMASTIPUR DIVISION	SR.DSTE/SPJ	DSTE/SPJ	JE/DRG	STATION WORKING RULE DIAGRAM MACL, STD-II® CLASS 'B'	KANTI	SWRD NO. -
				TO SUIT SIP NO. ECR/SIP/SPJ/328/2005 ALT-P		DSTE/SPJ/2005 (RD) 02