

पूर्व मध्य रेल

EAST CENTRAL RAILWAY
HAJIPUR



लाइन क्षमता उपयोग विवरणी 2019-20

LINE CAPACITY UTILIZATION STATEMENT 2019-20

(Dilip Kumar)

Chief Transportation Planning Manager

(Satit Kumar Jha)

Principal Chief Operations Manager

ABBREVIATIONS

BG	BROAD GAUGE
DL	DOUBLE LINE
Ds1.	DIESEL
ABS	ABSOLUTE BLOCK SYSTEM
OTOS	ONE TRAIN ONLY SYSTEM
SL	SINGLE LINE
ETC.	ELECTRIC
TSL	TWIN SINGLE LINE

INDEX

❖ S.NO.

DIVISION

- | | |
|----|-------------|
| 1. | DHANBAD |
| 2. | DANAPUR |
| 3. | MUGHALSARAI |
| 4. | SONPUR |
| 5. | SAMASTIPUR |

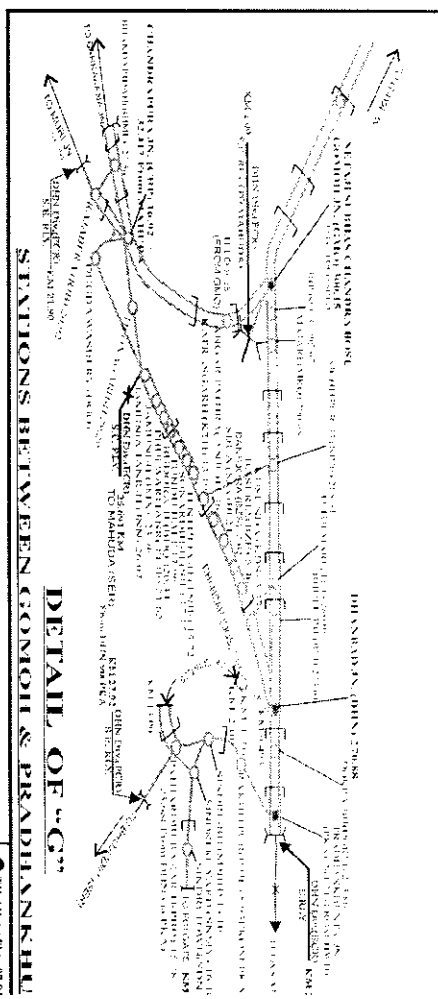
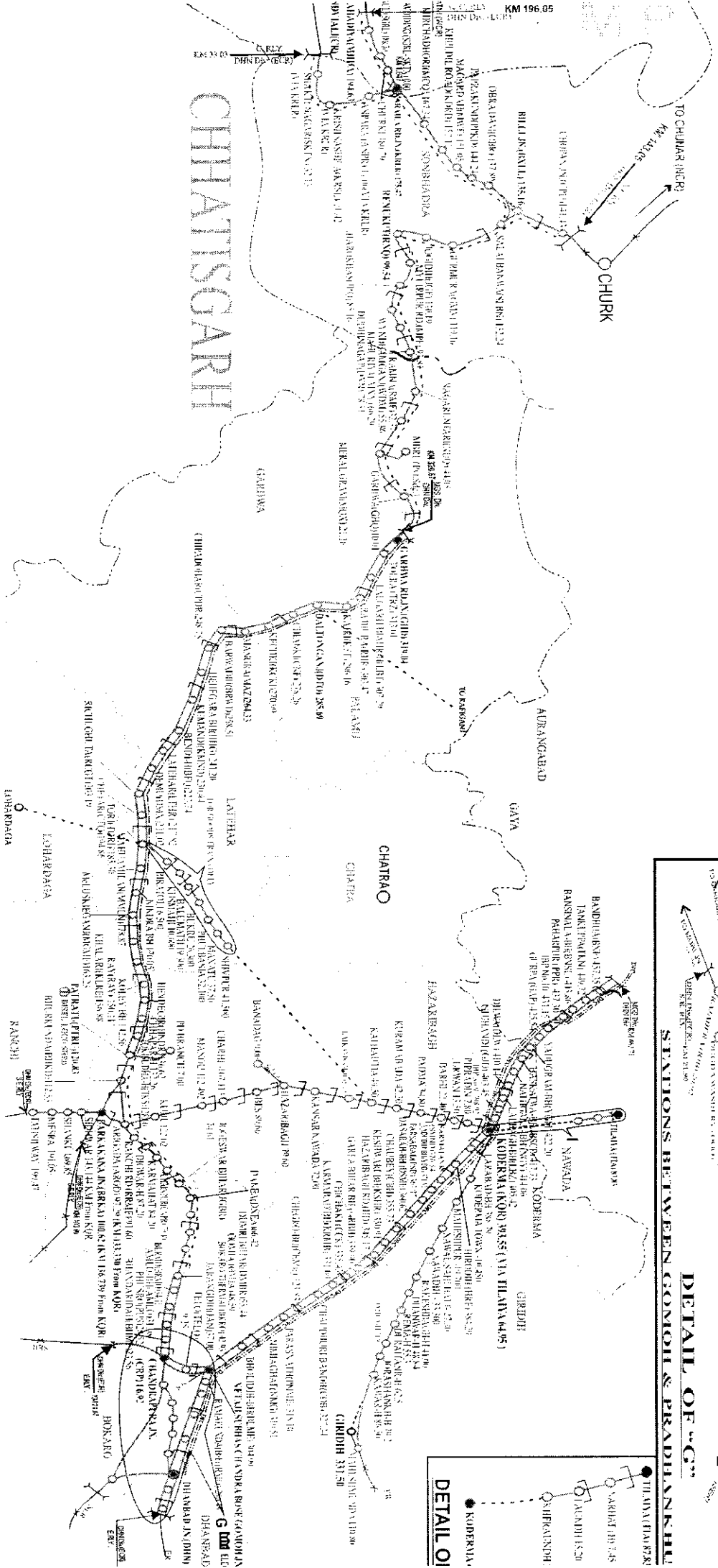
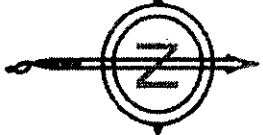
{DHANBAD}



SYSTEM MAP OF DHANBAD DIVISION

ಸ್ವರ್ಣ ರಸ್ತೆ ಪರಿಷ್ಕರಣೆ

(AS ON 31.03.1



DETAIL OF

● KODERMA

TH ADVA (14) 8761

VARDET 87 745

CHANDRA 15 20

CHANDRA 15 20

CHANDRA 15 20

DIVISION : Dhanbad

S. No.	Section	Group Route	HDN Route	HUN Route	Gauge	Length (Kms.)	SL/TSL/DL/TL/QL/QSL	Traction	System of working	Year	Charterd Line Capacity each way						Average Nos. of train services each way		%Age utilization of Charterd Capacity.		Works in Progress.
											W/O MB	WITH MB	Coaching	Goods	Others	Total	W/O MB	WITH MB			
1	Pradikhanha - Dhanbad	A	1	N	BG	9.57	DL	Etc	ABS	2019-20	73	65	35.14	20.4	1.5	57.04	78.14	87.75	NIL		
										2024-25	73	65	44.00	26.5	1.7	72.2	98.90	111.08			
2	Dhanbad-N S C B Gomoh	A	1	N	BG	29.27	DL	Etc	ABS	2019-20	74	65	23.10	19.0	1.7	43.8	59.19	67.38	NIL		
										2024-25	74	65	28.00	20.8	2.0	50.8	68.85	78.15			
3	N S C B Gomoh-Koderma	A	1	N	BG	59.40	DL	Etc	ABS	2019-20	53	47.0	28.10	27.1	0.6	53.8	101.51	114.47	NIL		
										2024-25	53	47.0	28.00	29.8	0.8	58.6	110.57	124.88			
4	Koderma-Bandhua	A	1	N	BG	63.80	DL	Etc	ABS	2019-20	53	47.0	26.10	23.9	0.6	50.6	101.51	114.47	NIL		
										2024-25	53	47.0	28.00	29.8	0.8	58.6	110.57	124.88			
5	Bandhua-Mangur	A	1	N	BG	7.05	DL	Etc	ABS	2019-20	35	30	5.00	6.7	5.0	16.7	47.71	55.67	NIL		
										2024-25	35	30	7.00	7.4	5.9	20.3	58.00	67.67			
6	Pradikhanha-Parvath	E	N	N	BG	15.40	SL	Etc	ABS	2019-20	39	35	15.42	19.1	4.5	39.02	100.05	111.49	NIL		
										2024-25	39	35	17.00	21.0	4.8	42.8	109.74	122.29			
7	N S C B Gomoh-Chandrapura	E	N	N	BG	16.82	DL	Etc	ABS	2019-20	38	31	8.42	6.5	13.2	28.12	74.00	90.71	NIL		
										2024-25	38	31	12.00	7.2	13.5	32.7	86.05	105.48			
8	Dhanbad - Karisgarh	E	N	N	BG	13.19	T/S	Etc	ABS	2019-20	27	19	8.42	5.0	12.0	25.42	94.15	133.79	NIL		
										2024-25	31	28	12.00	5.5	13.0	30.5	98.39	108.93			
9	Karisgarh - Phulwaran	E	N	N	BG	8.43	T/S	Etc	ABS	2019-20	38	25	8.42	5.9	5.9	20.22	53.21	80.88	NIL		
										2024-25	38	25	12.00	6.5	6.0	24.5	64.47	98.00			
10	Phulwaran - Jamulianar	E	N	N	BG	16.82	DL	Etc	ABS	2019-20	38	25	8.42	5.9	5.9	20.22	53.21	80.88	NIL		
										2024-25	38	25	12.00	6.5	6.0	24.5	64.47	98.00			
11	Jamulianar-Chandrapura	E	N	N	BG	8.05	DL	Etc	ABS	2019-20	28	24	4.42	14.9	8.0	27.32	97.57	113.83	NIL		
										2024-25	28	24	6.00	16.3	4.1	26.4	94.29	58.67			
10	Chandrapura-Rajabera	E	N	N	BG	4.00	DL	Etc	ABS	2019-20	62	52	18.14	9.7	3.3	31.14	50.23	59.88	NIL		
										2024-25	62	55	22.00	10.6	3.7	36.3	58.55	66.00			
11	Rajabera-Bhandaridih	E	N	N	BG	2.64	SL	Etc	ABS	2019-20	18	15	0.00	2.0	1.6	3.6	20.00	24.00	NIL		
										2024-25	18	16	0.00	2.2	1.8	4	22.22	25.00			
12	Dugda-Chandrapura	E	N	N	BG	3.62	SL	Dsl	ABS	2019-20	18	16	0.00	0.7	1.7	2.4	13.33	15.00	NIL		
										2024-25	18	16	0.00	0.8	1.9	2.7	15.00	16.88			
13	Bhandaridih-Jarangdh	E	N	N	BG	13.65	TSL	Etc	ABS	2019-20	34	30	4.42	15.3	12.2	31.92	93.88	106.40	NIL		
										2024-25	34	30	6.00	16.8	12.5	35.3	103.82	117.67			
14	Jarangdh-Gomia	E	N	N	BG	13.38	SL	Etc	ABS	2019-20	35	30.0	4.42	8.9	8.2	21.52	61.49	71.73	Jarangdh-Parvath doubling		
										2024-25	35	30.0	6.00	9.8	8.6	24.4	69.71	81.33			
15	Gomia-Barka kana	E	N	N	BG	52.3	SL	Etc	ABS	2019-20	32	28	4.42	13.1	8.5	25.82	80.69	92.21	Jarangdh-Parvath doubling		
										2024-25	32	28	6.00	14.4	9.7	30.1	94.06	107.50			
16	Barka kana-Bhukunda	E	N	2	BG	8.73	SL	Etc	ABS	2019-20	28	24	10.14	19.0	7.9	37.04	132.29	154.33	Jarangdh-Parvath doubling		
										2024-25	28	24	22.00	20.9	8.5	51.4	91.79	107.08			
17	Bhukunda-Tori	E	N	2	BG	76.14	DL	Etc	ABS	2019-20	44.0	39	16.14	27.5	6.1	43.74	99.41	112.15	3rd line Parvath-Garwa Road-Somnagar		
										2024-25	44.0	39	11.00	30.3	6.8	48.1	109.32	123.33			
18	Tori-Bandadh	E	N	2	BG	72.21	DL	Etc	ABS	2019-20	50.0	42.0	10.14	30.0	6.7	46.84	93.88	111.52	3rd line Parvath-Garwa Road-Somnagar		
										2024-25	50.0	42.0	11.00	33.0	6.0	50	100.00	119.05			

S. No.	Section	Group Route	HDN Route	HUN Route	Gauge	Length (Kms.)	SL/TS/SLD/TL/QL/SSL	Traction	System of working	Year		Average Nos. of train services each way.						%age utilization of Chartered Capacity.		Works in Progress
										W/O MB	WITH MB	Coaching	Goods	Others	Total	W/O MB	WITH MB			
19	Barwadih-Garwa Road	D Spt	N	2	BG	80.53	DL	Etc	ABS	2019-20	45.0	39	13.14	35.0	6.7	54.84	121.87	140.62	3rd line Patratu-Garwa Road-Saunagar	
										2024-25	45.0	39	15.00	36.5	6.0	59.5	132.22	152.56		
20	Garwa Road-Naradiagram	D N	N	2	BG	21.83	SL	Etc	ABS	2019-20	40	35	6.42	7.2	6.9	14.52	36.30	41.49	Patch doubling	
										2024-25	40	35	8.00	7.6	0.9	16.8	42.00	48.00		
21	Metajagan-Duddhinagar	D N	N	2	BG	57.15	SL	Etc	ABS	2019-20	36	30	8.00	8.8	1.0	17.8	49.44	59.33	Patch doubling	
										2024-25	36	30	6.42	8.0	1.8	16.22	45.06	54.07		
22	Duddhinagar - Jharokhas	D N	N	2	BG	78.35	SL	Etc	ABS	2019-20	36	30	8.00	8.8	1.0	17.8	49.44	59.33	Patch doubling	
										2024-25	36	30	8.00	8.8	1.0	17.8	49.44	59.33		
23	Ranukoot- Billi	D N	N	2	BG	35.62	SL	Etc	ABS	2019-20	37	32	6.42	10.0	5.2	21.62	58.43	67.56	Patch doubling	
										2024-25	37	32	8.00	11.0	4.5	23.5	63.51	73.44		
24	Billi-Choppan	D N	N	2	BG	6.27	DL	Etc	ABS	2019-20	37	32	6.42	5.9	7.2	19.52	52.76	61.00	Patch doubling	
										2024-25	37	32	8.00	6.4	3.7	18.1	48.92	56.56		
25	Billi-Obradani	D N	N	2	BG	5.6	SL	Etc	ABS	2019-20	34	30	8.57	18.0	6.8	33.37	96.15	111.23	Patch doubling	
										2024-25	34	30	9.00	20.4	3.5	32.9	96.76	109.67		
26	Obradani-Karalia Road	E N	2	BG	37.58	SL	Etc	ABS	2019-20	34	30	9.00	14.0	3.5	26.5	77.94	88.33	Patch doubling		
									2024-25	34	30	6.00	15.0	3.9	24.9	73.24	83.00			
27	Karalia Road Singrauli	E N	2	BG	13.23	SL	Etc	ABS	2019-20	34	30	6.60	16.5	3.7	26.8	78.82	89.33	Patch doubling		
									2024-25	34	30	5.85	16.5	3.7	26.05	76.62	86.83			
28	Singrauli-Maharaja	E N	2	BG	5.93	SL	Etc	ABS	2019-20	34	30	7.00	16.5	3.5	27	79.41	90.00	Patch doubling		
									2024-25	34	30	2.57	7.0	2.6	12.17	34.77	40.57			
29	Karalia Road-Shaknagar	E N	N	BG	32.13	SL	Dtl	ABS	2019-20	35	30	2.83	7.7	2.7	13.227	37.79	44.06	Patch doubling & Electrification work under progress		
									2024-25	35	30	2.00	0.1	0.0	2.1	26.25	35.00			
30	Koderna-New Giridih	E N	N	BG	86.14	SL	Etc	D	2019-20	8	6	3.00	0.1	0.0	3.1	38.75	51.67	NIL		
									2024-25	8	6	2.50	12.0	3.0	17.5	39.77	43.75			
31	Koderna-Hazaribag Town	E N	N	BG	79.60	SL	Etc	ABS	2019-20	44	40	3.00	13.2	5.0	26.0	59.09	65.00	NIL		
									2024-25	44	40	2.50	5.0	1.5	9	20.45	22.50			
32	Hazaribag Town-Barkakana	E N	N	BG	57.14	SL	Etc	ABS	2019-20	44	40	3.00	5.5	3.0	15.0	34.09	37.50	NIL		
									2024-25	44	40	3.00	5.5	3.0	15.0	34.09	37.50			

{DANAPUR}

DIVISION : Danapur

S. No.	Section	Group Route	HDN Route	HUN Route	Gauge	Length (Kms.)	SL/TSL/DL/TL/QL/QSL	Traction	System of working	Year	Chartered Line Capacity each way.		Average Nos. of train services each way.					%age utilisation of Chartered Capacity		Works in Progress
											W/O MB	WITH MB	Coaching	Goods	Others	Total	W/O MB	WITH MB		
1	Jhalpa-Kuil	B	N	N	BG	53.0	DL	Eic.	ABS	2019-20	54	45.90	45.00	21.00	5.00	71.00	131.48	154.68	BH at Kunder between CUX-JNU sanctioned C/L at Banspur.	
										2024-25	56	49.30	49.68	23.19	5.52	78.39	135.16	159.01		
2	Kuil-Rampur Dumra	B	N	1	BG	22.0	DL	Eic.	ABS	2019-20	58	45.90	54.00	21.00	5.00	80.00	148.15	174.29		
										2024-25	56	49.30	59.62	23.19	5.52	88.33	152.29	179.17		
3	Rampur Dumra-Tail	B	N	1	BG	7.0	DL	Eic.	ABS	2019-20	48	40.80	38.00	10.00	5.00	53.00	110.42	129.90		
										2024-25	50	42.50	41.96	11.04	5.52	58.52	117.04	137.69		
4	Tail-Mokama	B	N	1	BG	5.0	DL	Eic.	ABS	2019-20	54	45.90	42.00	10.00	5.00	57.00	105.56	124.18	BH at mamarkhabad between MOR- PHK sanctioned. Up loop at MOR. & ROR line at Bakhtiyarpur BH at Achua between Bam.	
										2024-25	58	49.30	46.37	11.04	5.52	62.93	108.50	127.65		
5	Mokama-Bakhtiyarpur	B	N	1	BG	44.0	DL	Eic.	ABS	2019-20	63	53.55	50.00	16.00	5.00	71.00	112.70	132.59	NIL.	
										2024-25	67	56.95	55.20	17.67	5.52	78.39	117.00	137.65		
6	Bakhtiyarpur-Falaha	B	N	1	BG	24.0	DL	Eic.	ABS	2019-20	60	51.00	54.00	16.00	5.00	75.00	125.00	147.06	NIL.	
										2024-25	63	53.55	59.62	17.67	5.52	82.81	131.44	154.64		
7	Falaha-Rajendra Nagar (T)	B	N	1	BG	20.0	DL	Eic.	ABS	2019-20	59	50.15	58.00	13.00	5.00	77.00	130.51	153.54	NIL.	
										2024-25	62	52.70	65.14	14.35	5.52	85.01	137.11	161.31		
8	Rajendra Nagar (T)-Palma	B	N	1	BG	2.0	DL	Eic.	ABS	2019-20	60	51.00	70.00	13.00	5.00	88.00	146.67	172.55	NIL.	
										2024-25	64	54.40	77.29	14.35	5.52	97.16	151.81	178.60		
9	Palma-Danapur	B	N	1	BG	9.0	DL	Eic.	ABS	2019-20	60	51.00	54.00	13.00	5.00	72.00	120.00	141.18		
										2024-25	65	55.25	59.62	14.35	5.52	79.49	122.29	143.67		
10	Danapur-Ara	B	N	1	BG	39.0	DL	Eic.	ABS	2019-20	60	51.00	59.00	13.00	5.00	77.00	128.33	150.98	BH at Nadawan between BUE-BXR sanctioned	
										2024-25	62	52.70	65.14	14.35	5.52	85.01	137.11	161.31		
11	Ara-Buxar	B	N	1	BG	69.0	DL	Eic.	ABS	2019-20	60	51.00	54.00	13.00	5.00	72.00	120.00	141.18	NIL.	
										2024-25	62	52.70	59.62	14.35	5.52	79.49	128.21	150.83		
12	Buxar-Pr. Dindaya Upadhyaya	B	N	1	BG	94.0	DL	Eic.	ABS	2019-20	60	51.00	52.00	13.00	5.00	70.00	116.67	137.25	Work of Dildanagar-Tanghal & Ganga Bridge are sanctioned works.	
										2024-25	64	54.40	57.41	14.35	5.52	77.28	120.75	142.06		
13	Dildanagar-Tanghal	E	N	N	BG	19.0	SL	Eic.	OTOS	2019-20	8	6.80	3.00	0.00	1.00	4.41	29.40	34.59	Work of Bakhtiyarpur fly over is under progress.	
										2024-25	15	12.75	3.31	0.00	1.10	4.41	29.40	34.59		
14	Bakhtiyarpur-Rajgir	E	N	N	RG	53.0	SL	Eic.	ABS	2019-20	30	25.50	9.00	10.00	2.00	21.00	70.00	82.35		
										2024-25	35	29.75	9.94	11.04	2.21	23.19	66.26	77.95		

S No.	Section	Group Route	HDN Route	HUN Route	Gauge	Length (Kms.)	SL/TSL/DL/TL/ QL/QLS	Traction	System of working	Year	Chartered Line Capacity each way.						Average Nos. of train services each way.		%age utilisation of Chartered Capacity		Works in Progress
											W/O MB	With MB	Coaching	Goods	Others	Total	W/O MB	With MB			
15	Fatma-Islampur	E	N	N	BG	43.0	SL	Etc	ABS	2019-20	25	21.25	5.00	2.00	2.00	9.00	36.00	42.35	Work of Neera - Darweena SIL New BG line is under progress		
										2024-25	30	25.50	5.52	2.21	2.21	9.94	33.13	38.98			
16	Manpur -Wazirganj (Kul-Gaya)	E	N	1	BG	129.0	SL	Etc	ABS	2019-20	42	35.70	13.25	7.73	2.21	23.19	65.63	77.21	Doubling work is under progress and Work of Tilaya -Koderma is under progress (work completed up to Kheriour).		
										2024-25	42	35.70	13.25	7.73	2.21	23.19	65.63	77.21			
17	Wazirganj - Kul (Kul-Gaya)	E	N	1	BG	129.0	SL	Etc	ABS	2019-20	36	30.60	13.25	7.73	2.21	23.19	64.42	75.78	NIL.		
										2024-25	36	30.60	13.25	7.73	2.21	23.19	64.42	75.78			
18	Patna-Gaya	E	N	N	BG	92.0	DL	Etc	ABS	2019-20	52	44.20	19.00	10.00	3.00	32.00	51.54	72.40	Doubling of Tail - Rajendrapur bridge already sanctioned		
										2024-25	52	44.20	20.98	11.94	3.31	35.33	67.94	79.93			
19	Tail-Rajendrapur	E	N	N	BG	13.0	SL	Etc	ABS	2019-20	36	29.75	24.00	28.00	5.00	57.00	162.86	191.60	Doubling of Rampurduma-Rajendrapur bridge already sanctioned.		
										2024-25	40	34.00	26.50	30.91	5.52	62.93	188.80	222.12			
20	Rajendrapur-Rampur Dumra	E	N	N	BG	7.0	SL	Etc	ABS	2019-20	38	32.30	41.96	19.87	5.52	67.35	177.24	205.04	Doubling work of Ganga Bridge is under sanction.		
										2024-25	32	27.20	3.00	6.00	1.00	10.00	31.25	36.76			
21	Rajgir- Tilaya	E	N	N	BG	46.0	SL	Etc	ABS	2019-20	20	17.00	4.00	4.00	1.00	9.00	45.00	52.94	Doubling work of Ganga Bridge is under sanction.		
										2024-25	20	17.00	4.42	4.42	1.10	9.94	49.70	58.47			
22	Pathezaghat-Pukwanisharif	E	N	1	BG	6.0	SL	Etc	ABS	2019-20	30	25.50	11.00	4.00	2.00	17.00	56.67	66.67	Doubling work of Ganga Bridge is under sanction.		
										2024-25	30	25.50	12.14	4.42	2.21	18.77	62.57	73.61			
23	Pathezaghat-Danapur	E	N	1	BG	6.0	SL	Etc	ABS	2019-20	15	12.75	1.00	2.00	1.00	4.00	26.67	31.37	Doubling work between WZR KRTR of KG section is in progress.		
										2024-25	18	15.30	1.10	2.21	1.10	4.41	24.50	28.82			
24	Danawan-Bharscharif	E	N	N	BG	38.0	SL	Etc	ABS	2019-20	12	10.20	0.00	14.00	1.00	15.00	125.00	147.06	Doubling work between WZR KRTR of KG section is in progress.		
										2024-25	16	13.60	0.00	15.46	1.10	16.56	103.50	121.76			
25	Bandhua-Painar	E	N	N	BG	11.7	SL	Etc	ABS	2019-20	12	10.20	0.00	8.00	1.00	9.00	75.00	88.24	Work of ROR line is under progress.		
										2024-25	16	13.60	0.00	8.83	1.10	9.94	62.13	73.09			
26	Karnaut-Bakhtyarpur link	E	N	N	BG	3.7	SL	Etc	ABS	2019-20	10	8.50	0.00	0.00	0.00	0.00	0.00	0.00	Work of ROR line is under progress.		
										2024-25	14	11.90	0.00	0.00	0.00	0.00	0.00	0.00			
27	Shekhpura-Sarsajamaipur	E	N	N	BG	11.7	SL	DSL	ABS	2019-20	10	8.50	0.00	0.00	0.00	0.00	0.00	0.00	Work of ROR line is under progress.		
										2024-25	14	11.90	0.00	0.00	0.00	0.00	0.00	0.00			
28	Tilaya-Kheriourdh	E	N	N	BG	24.5	SL	DSL	ABS	2019-20	14	11.90	0.00	2.00	1.00	3.00	30.00	35.29	Work of ROR line is under progress.		
										2024-25	10	8.50	0.00	2.00	1.00	3.00	23.64	27.82			
29	Islampur-Nateshwar	E	N	N	BG	21.0	SL	Etc	ABS	2019-20	14	11.90	0.00	2.21	1.10	3.31	23.64	27.82			
										2024-25	14	11.90	0.00	2.21	1.10	3.31	23.64	27.82			

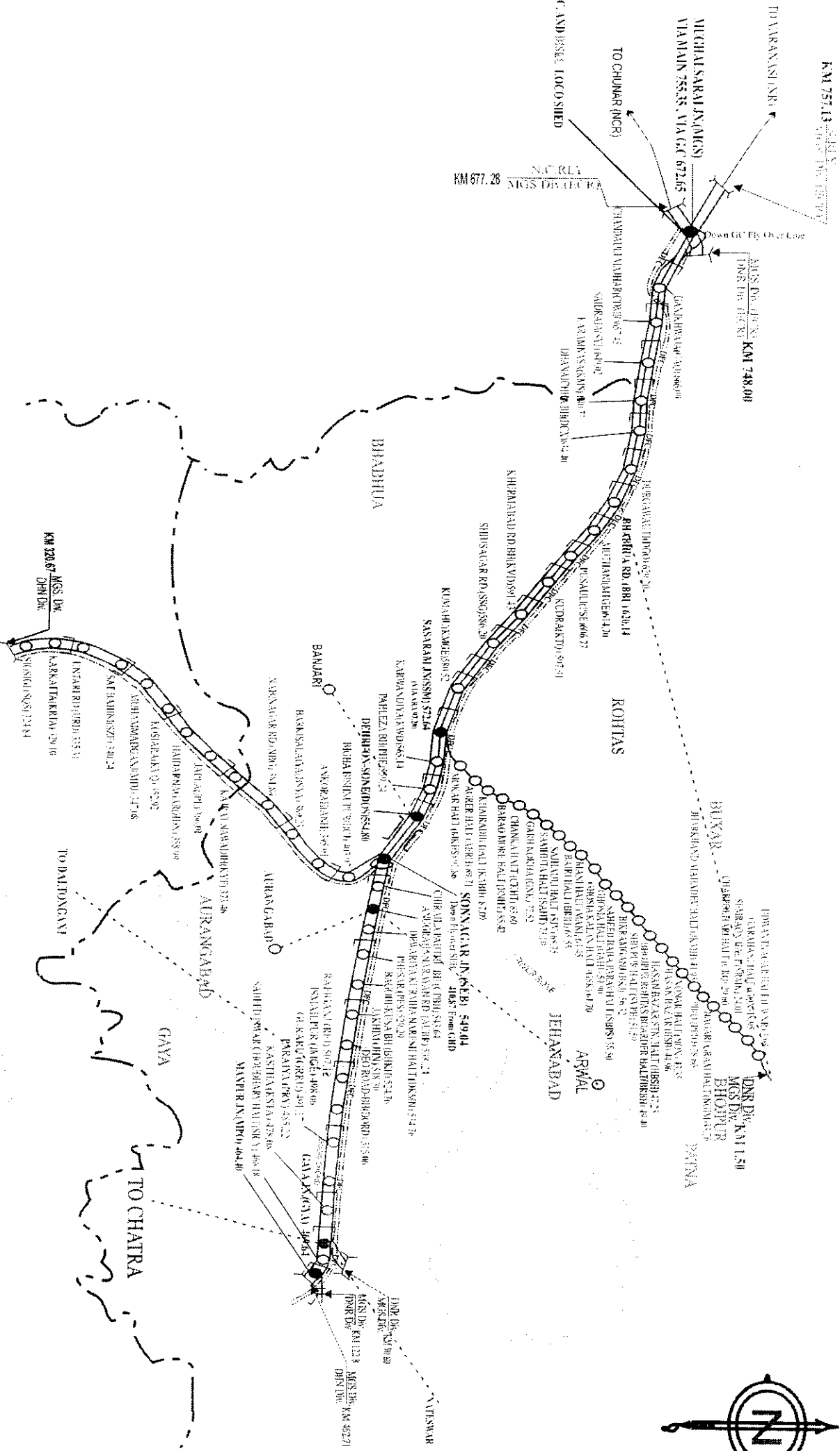
{MUGHALSARAI}



SYSTEM MAP OF MUGALSARAI DIVISION

भारतीय रेलवे का प्रणाली नक्शा

(AS ON 31.03.1)



S. No.	Section	Group Route	HDN Route	HUN Route	Gauge	Length (Kms.)	SL/TSL/DL/TL/ QL/QSL	Traction	System of working	Year		Chartered Line Capacity each way.					Average Nos. of train services each way.		%age utilisation of Chartered Capacity		Works in Progress
										2019-20	2024-25	W/O MB	WITH MB	Coaching	Goods	Others	Total	W/O MB	WITH MB		
1	Manpur-Gaya	A	1	N	BG	5.24	DL	Etc.	ABS	2019-20	2024-25	91	77.35	58.0	51.0	3.0	112.0	123.08	144.80	NIL	
										2024-25	91	77.35	63.0	75.0	5.0	143.0	157.14	184.87			
2	Gaya-Sonnagar	A	1	N	BG	79.40	DL	Etc.	ABS	2019-20	2024-25	79	67.15	30.0	38.0	3.0	71.0	89.87	105.73	NIL	
										2024-25	79	67.15	35.0	57.0	4.0	96.0	121.52	142.96			
3	Garhwa Road-Sonnagar	D Sp.	N	2	BG	92.79	DL	Etc.	ABS	2019-20	2024-25	68	57.8	7.0	46.0	3.0	56.0	82.35	96.89	3rd line work sanctioned	
										2024-25	68	57.8	10.0	63.0	5.0	78.0	114.71	134.95			
4	Sonnagar-Sasaram	A	1	N	BG	23.60	TL	Etc.	ABS	2019-20	2024-25	99	84.15	37.0	79.0	3.0	119.0	120.20	141.41	NIL	
										2024-25	99	84.15	42.0	94.0	5.0	141.0	142.42	167.56			
5	Sasaram-Pt Dindayal Upadhyaya	A	1	N	BG	100.00	TL	Etc.	ABS	2019-20	2024-25	88	74.8	32.0	79.0	3.0	114.0	129.55	152.41	NIL	
										2024-25	88	74.8	37.0	94.0	5.0	136.0	154.55	181.82			
6	Aja-Sasaram	E Sp.	N	N	BG	97.20	SL	Etc.	ABS	2019-20	2024-25	14	11.9	6.0	3.0	2.0	11.0	78.57	92.44	NIL	
										2024-25	14	11.9	10.0	6.0	3.0	19.0	135.71	159.66			

{SONPUR}

S. No.	Section	Group Route	HDN Route	HUN Route	Gauge	Length (Kms.)	SL/TSL/DL/TL/ QL/QSL	Traction	System of working	Year	Average Nos. of train services each way.					%age utilisation of Chartered Capacity.		Works in Progress	
											W/O MB	WITH MB	Coaching	Goods	Others	Total	W/O MB		WITH MB
1	Chhapra Gramin-Sonpur	S	4	N	BG	48.68	DL	Etc.	ABS	2019-20	50	42.50	29.00	14.00	3.0	46.00	92.00	108.24	NIL
										2024-25	50	42.50	32.56	15.04	3.31	50.91	101.82	119.79	
2	Parranarapur-Pahlezghat	u	N	1	BG	5.11	SL	Etc.	ABS	2019-20	36	32.00	1.90	1.00	0.5	3.40	9.44	10.63	NIL
										2024-25	36	32.00	2.09	1.10	0.6	3.74	10.38	11.69	
3	Pahlezghat-Sonpur	u	N	1	BG	3.81	SL	Etc.	ABS	2019-20	36	32.00	12.60	2.00	0.5	15.10	41.94	47.19	NIL
										2024-25	36	32.00	13.86	2.20	0.6	16.61	46.14	51.91	
4	Sonpur-Hajipur	S	4	N	BG	5.58	DL	Etc.	ABS	2019-20	50	42.50	41.40	16.50	3.5	61.40	122.80	144.47	NIL
										2024-25	50	42.50	45.54	17.60	3.9	66.99	133.98	157.62	
5	Hajipur-Muzaffarpur	Q	4	5	BG	53.7	DL	Etc.	ABS	2019-20	50	42.50	26.00	4.50	1.0	31.50	63.00	74.12	NIL
										2024-25	50	42.50	28.60	4.49	1.1	34.19	68.38	80.45	
6	Muzaffarpur-Samasipur	Q	4	5	BG	51.76	DL	Etc.	ABS	2019-20	50	42.50	27.00	13.00	4.0	44.00	88.00	103.53	NIL
										2024-25	50	42.50	30.03	14.30	4.4	48.73	97.46	114.66	
7	Samasipur-Bachhwara	Q	4	5	BG	34.45	DL	Etc.	ABS	2019-20	50	42.50	27.00	15.00	4.0	46.00	92.00	108.24	NIL
										2024-25	50	42.50	28.70	16.50	4.4	50.60	101.20	119.06	
8	Bachhwara-Barauni	Q	4	N	BG	16.52	DL	Etc.	ABS	2019-20	50	42.5	42.00	27.00	6.0	75.00	150.00	176.47	Yard remodelling work of BGA has been included in ongoing doubling project between HUP-BGA.
										2024-25	50	42.5	46.20	29.70	6.1	81.95	163.90	192.82	
9	Barauni-Dinkar Gram Simaria	u	N	N	BG	6.26	TSL	Etc.	ABS	2019-20	50	42.50	24.00	17.00	4.0	45.00	90.00	105.88	NIL
										2024-25	50	42.50	26.40	18.70	4.4	49.50	99.00	116.47	
10	Barauni-Khagana	Q	4	N	BG	55.71	DL	Etc.	ABS	2019-20	50	42.50	28.00	10.00	2.0	40.00	80.00	94.12	NIL
										2024-25	50	42.50	30.80	11.00	2.2	44.00	88.00	103.53	
11	Khagana-Mansi	S	4	N	BG	8.74	DL	Etc.	ABS	2019-20	50	42.50	31.80	18.00	3.0	52.80	105.60	124.24	NIL
										2024-25	50	42.50	34.98	19.80	3.3	58.08	116.16	136.66	
12	Mansi-Koshi Block 'Huf'	Q	4	N	BG	73.18	DL	Etc.	ABS	2019-20	50	42.50	19.00	14.00	3.0	36.00	72.00	84.71	NIL
										2024-25	50	42.50	20.90	15.40	2.8	39.05	78.10	91.88	

DIVISION - Sonpur

S. No.	Section	Group Route	HDN Route	Gauge	Length (Kms.)	SL/TSL/DL/TL/QL/QSL	Traction	System of working	Chartered Line Capacity each way.		Average Nos. of train services each way.				%age utilisation of Chartered Capacity.		Works in Progress	
									W/O MB	WITH MB	Coaching	Goods	Others	Total	W/O MB	WITH MB		
									2019-20	2024-25	2019-20	2024-25	2019-20	2024-25	2019-20	2024-25		
13	Sahelpur Kamal-Saddalpur	W	N	BG	5.45	SL	DSL	ABS	36	33.00	3.00	6.00	1.5	10.50	29.17	32.81	NIL	
									2024-25	36	32.00	3.30	6.50	1.65	11.55	32.09	36.09	NIL
14	Saddalpur-Umeshnagar	W	N	BG	4.53	SL	DSL	ABS	36	32.00	2.20	1.00	0.0	3.20	9.89	10.00		
									2024-25	36	32.00	2.42	1.10	0.00	3.52	9.78	11.00	
15	Koshi Block/Hur-Kurseela	W	N	BG	2.64	SL	Eic	ABS	36	30.60	19.90	14.00	3.0	36.00	100.00	117.65	117.65	Doubling of Koshi Bridge is sanctioned work of 2012-13 TDC-March - 2021.
									2024-25	36	30.60	20.90	15.40	2.8	39.05	108.47	127.61	
16	Kurseela-Katihar	W	N	BG	39.18	DL	Eic	ABS	45	40.00	19.00	14.00	3.0	36.00	80.00	90.00	NIL	
									2024-25	45	40.00	20.90	15.40	2.8	39.10	88.89	97.75	
17	Bachhwara-Sahpur pairoori	W	N	BG	20.64	DL	Eic	ABS	45	38.00	15.10	12.00	1.5	28.60	63.56	75.26		
									2024-25	45	38.00	16.61	13.20	1.7	31.46	69.91	82.79	Doubling work between BCA - SPP has completed. SPP - SD3 section is targeted in November - 2020.
18	Hajipur-Sahpur pairoori	W	N	BG	50.67	SL	Eic	ABS	22	18.70	15.00	12.00	1.5	28.50	129.55	152.41		
									2024-25	22	18.70	16.50	13.20	1.7	31.35	142.50	167.65	

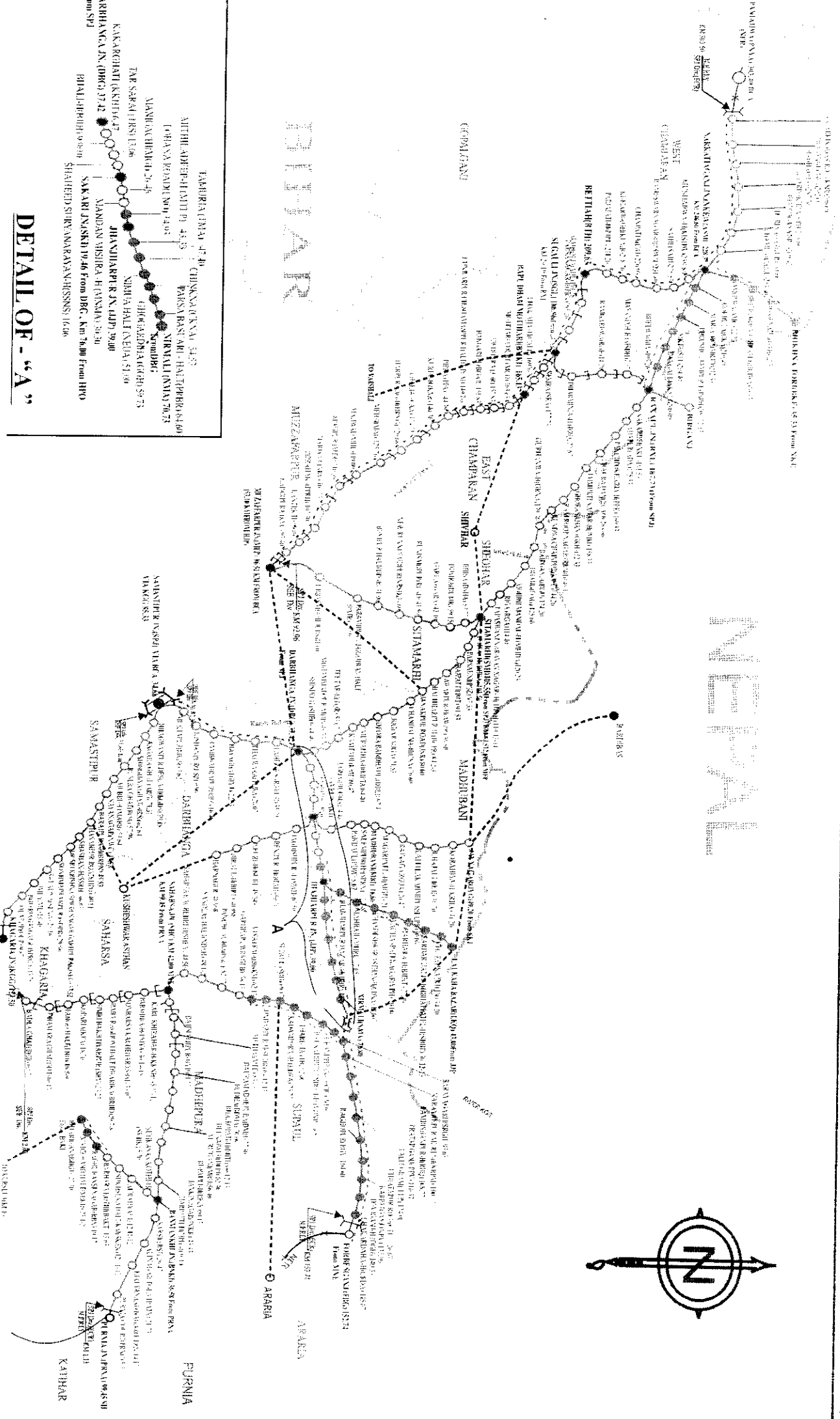
{SAMASTIPUR}



SYSTEM MAP OF SAMASTIPUR DIVISION

समस्तीपुर मंडल का प्रणाली नक्शा

(AS ON 31.03.19)



DETAIL OF - "A"

DIVISION : Samastipur

S. No.	Section	Group Route	HDN Route	HUN Route	Gauge	Length (Kms.)	SL/TSL/DL/TL/ QL/QSL	Traction	System of working	Year	Chartered Line Capacity each way.						Average Nos. of train services each way.		%age utilisation of Chartered Capacity.		Works in Progress
											W/O MB	WITH MB	Coaching	Goods	Others	Total	W/O MB	WITH MB			
1	Vainkinagar Road(Narkataganj)	D N 5	BG	SL	Eic	ABS	2019-20	48	40.80	26.00	23.00	1.00	50.00	104.17	122.56	Track doubling under progress & electrification (MFP-VKNR) commissioned on 29.03.2019					
								48	40.80	28.71	25.39	1.1	55.20	115.00	135.29						
2	Narkataganj-Sagauli	D N 5	BG	SL	Eic	ABS	2019-20	45	38.25	26.00	23.00	1.00	50.00	111.11	130.72						
								45	38.25	28.71	25.39	1.1	55.20	122.67	144.31						
3	Sagauli-Muzaffarpur	D N 5	BG	SL	Eic	ABS	2019-20	48	40.80	28.00	25.00	1.00	54.00	112.50	132.35						
								48	40.80	30.91	27.6	1.1	59.61	124.19	146.10						
4	Sagauli-Raxaul	D N N	BG	SL	Eic	ABS	2019-20	36	30.60	18.00	8.00	1.00	27.00	75.00	88.24	Section electrified on 07.12.2018					
								36	30.60	19.87	8.83	1.1	29.80	82.78	97.39						
5	Muzaffarpur-Stamathi	E N 5	BG	SL	Dsl	ABS	2019-20	29	24.65	11.00	9.00	1.00	21.00	72.41	85.19	Electrification sanctioned in 2018-19					
								29	24.65	12.14	9.94	1.1	23.18	79.93	94.04						
6	Darbhanga-Stamathi	E N 5	BG	SL	Dsl	ABS	2019-20	42	35.70	13.00	9.00	1.00	23.00	54.76	64.43	Electrification sanctioned in 2017-18					
								42	35.70	14.35	9.94	1.1	25.39	60.45	71.12						
7	Stamathi-Raxaul	E N 5	BG	SL	Dsl	ABS	2019-20	42	35.70	13.00	18.00	1.00	32.00	78.19	99.64	Track doubling between SPJ-DBG going on (SPJ-KSP doubling commissioned on 24.07.19). Electrification of SPJ-DBG-SKI-JYG section has been commissioned on 26.05.2020					
								42	35.70	14.35	19.67	1.1	35.32	84.10	98.94						
8	Samastipur-Darbhanga	D N 5	BG	SL	Eic	ABS	2019-20	76	64.60	46.00	9.00	1.00	56.00	73.68	86.69						
								76	64.60	50.79	9.94	1.1	61.83	81.36	95.71						
9	Darbhanga-Sakri	D N N	BG	SL	Eic	ABS	2019-20	55	46.75	34.00	8.00	1.00	43.00	78.18	91.98						
								55	46.75	37.54	8.83	1.1	47.47	86.31	101.54						
10	Sakri-Jaynagar	E N N	BG	SL	Eic	ABS	2019-20	49	41.85	26.00	6.00	1.00	33.00	67.35	79.23						
								49	41.85	28.71	6.62	1.1	36.43	74.35	87.47						
11	Samastipur-Khagaria	D N N	BG	SL	Eic	ABS	2019-20	43	36.55	30.00	12.00	1.00	43.00	100.00	117.65	Electrification work of SPJ-KGG section commissioned on 30.08.2019.					
								43	36.55	33.12	13.25	1.1	47.47	110.40	129.88						
12	Mansi-Saharsa	E N N	BG	SL	Eic	ABS	2019-20	60	42.50	34.00	7.00	1.00	42.00	84.00	98.82	Sectional speed of MNE-SHC section raised from 80 kmph to 100 kmph on 17.12.2019					
								50	42.50	37.54	7.73	1.1	46.37	92.74	109.11						
13	Saharsa-Purna Court	E N N	BG	SL	Dsl	ABS	2019-20	30	25.50	10.00	6.00	1.00	17.00	56.67	66.67	SHC-DMH section electrified on 31.03.2018 and for DMH-PRNC electrification sanctioned in 2017-18					
								30	25.50	11.04	6.62	1.1	18.75	62.53	73.57						
14	Saharsa Supaul	E N N	BG	SL	Dsl	ABS	2019-20	34	28.90	4.00	1.00	1.00	6.00	17.65	20.76	GC completed up to Supaul and SOU commissioned on 25.11.2019.					
								34	28.9	4.42	1.1	1.1	6.62	19.47	22.91						
15	Bamankhi,Barhwa Kohr	E N N	BG	SL	Dsl	OTOS	2019-20	12	10.20	4.00	0.00	1.00	5.00	41.67	49.02	BNKI-BAKT section opened on 08.03.2019 with OTOS					
								12	10.20	4.42	0.00	1.1	5.52	39.47	46.44						
16	Narkataganj-Raxaul	E N 5	BG	SL	Dsl	ABS	2019-20	38	32.30	6.62	8.83	1.1	16.55	43.55	51.24	Electrification works sanctioned in 2018-19 (OOT)					
								10	8.50	6.00	0.00	1.00	7.00	70.00	82.35						
17	Sakri-Biraul Hanagar	E N N	BG	SL	Dsl	OTOS	2024-25	10	8.50	6.62	0.00	1.1	7.72	77.20	90.82	BIRL to HRGR opened on 12.08.2018					

S. No.	Section	Group Route	HDN Route	HUN Route	Gauge	Length (Kms.)	SL/TSL/DL/TL/ QL/QSL	Traction	System of working	Year	Average Nos. of train services each way.					%age utilisation of Chartered Capacity.		Works in Progress.			
											Chartered Line Capacity each way.	W/O MB	WITH MB	Coaching	Goods	Others	Total		W/O MB	WITH MB	
18	Sakan-Jhanjharpur	E	N	N	BG	19.32	SL	Dsl	OTOS	2019-20	11	9.35	2.00	1.00	1.00	4.00	36.36	42.78	SKLJP section after Gauge conversion works commissioned on 04.12.2019 (ii) Jhanjharpur-Ghogharidha		
										2024-25	11	9.35	2.21	1.10	1.1	4.41	40.09	47.17			
19	Jhanjharpur-Nirmali	E	N	N	BG	32.18	SL	Dsl	ABS	2019-20	GC sanctioned - Sections under Mega Block - (i) Ghogharidha-Nirmali since 01.04.2016 since 15.09.2016 & (ii) Sakan-Jhanjharpur since 22.05.2017										
										2024-25	GC sanctioned - Jhanjharpur-Laukaha Bazar section closed on 27.05.2017 For GC wide GM(O)/HJP letter no. ECR/OP/TT/510/SP/Jhd/ 19.05.2017										
20	Jhanjharpur-Laukaha Bazar	E	N	N	BG	43.00	SL	Dsl	ABS	2019-20	GC sanctioned - Sections under Mega Block - (i) Tharbeta-Raghopur since 01.12.2015 (ii) Raghopur-Narpatigani since 20.01.2012										
										2024-25	GC sanctioned - Sections under Mega Block - (i) Tharbeta-Raghopur since 01.12.2015 (ii) Raghopur-Narpatigani since 20.01.2012										
21	Supaul-Foteesganj	E	N	N	BG	83.49	SL	Dsl	ABS	2019-20	Section under Mega Block since 31.01.2018.										
										2024-25	Section under Mega Block since 31.01.2018.										
22	Barhata Kohn-Bhangani	E	N	N	BG	12.07	SL	Dsl	ABS	2019-20	Section under Mega Block since 31.01.2018.										
										2024-25	Section under Mega Block since 31.01.2018.										