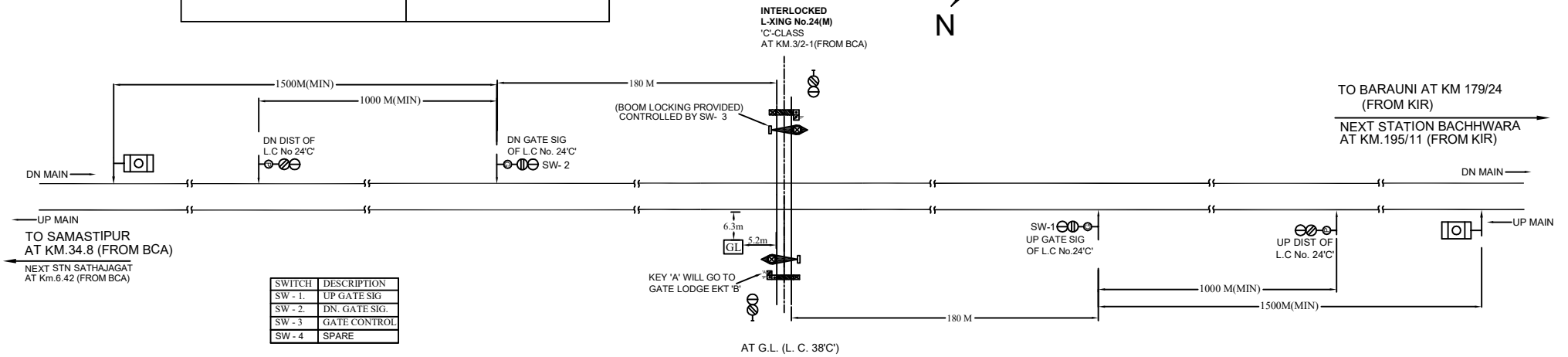
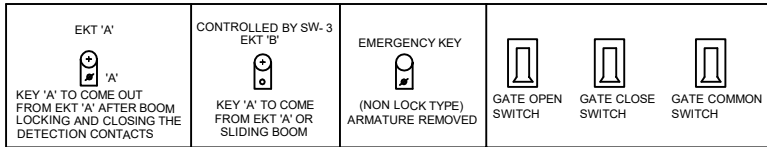
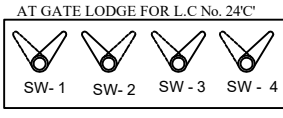


UP ← → DN
 UP TO 2.5KM ← → UP TO BCA



SWITCH	DESCRIPTION
SW - 1.	UP GATE SIG
SW - 2.	DN. GATE SIG.
SW - 3	GATE CONTROL
SW - 4	SPARE

SWITCH	BACK LOCKS SWITCH	LOCKS SWITCH	RELEASES SWITCH
1.	3	--	--
2.	3.	--	--
3.	--	--	1.2.
4.	SPARE	--	--



NOTE:-

- MAGNETO TELEPHONE PROVIDED BETWEEN L.C No.24'C AND BACHHWARA STATION.
- MOTOR OPERATED LIFTING BARRIER PROVIDED AT LC No. 24 'C'.
- SLIDING BOOM PROVIDED AT L.C No.24'C.
- LED SIGNAL LAMPS ARE USED.
- DEAD APPROACH LOCKING PROVIDED AT L.C GATE No.24'C WITH 60 SEC TIME DELAY.
- TO SUIT 25 KV RE AREA.
- ROAD SIGNAL SHALL DISPLAY DANGER ASPECT WHEN SLIDING BOOM IS USED TO CLOSE THE ROAD TRAFFIC IN CASE OF FAILURE OF LIFTING BARRIER.

EAST CENTRAL RAILWAY SONPUR DIVISION					L.C. GATE NO.24'BI' (KGG-MNE) AT KM. 3/2-1	
	DOM/BBE	DATE/W/1988	DESIGN/BBE	TEST/BBE	TO SUIT SIP No. ECR/SIPSEET_XING-24B/2019	