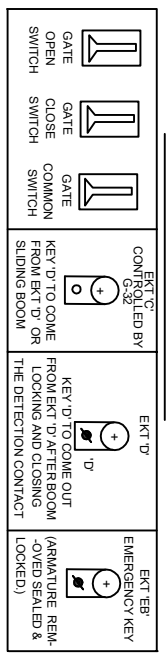
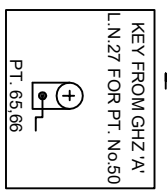
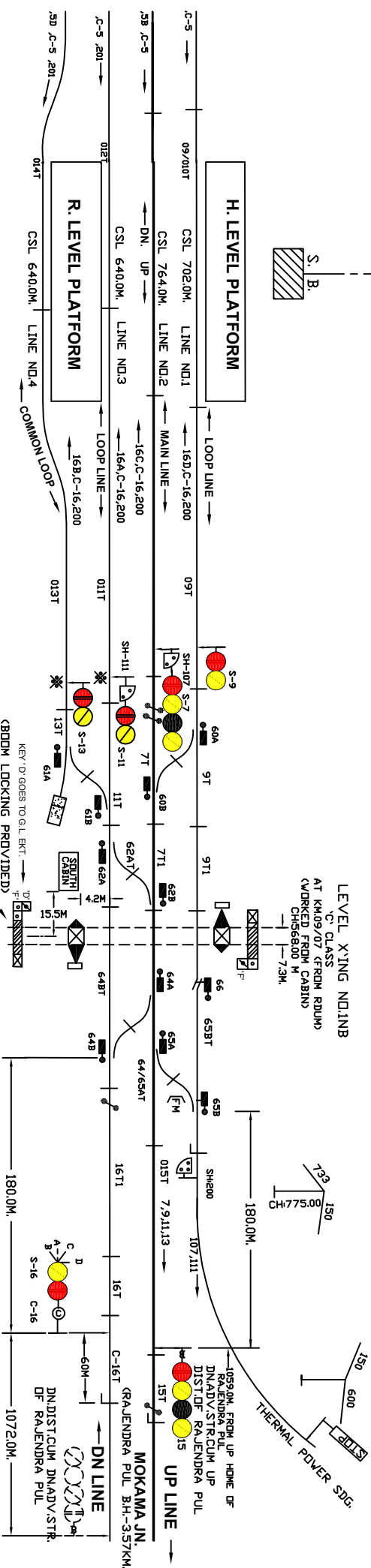


E OF STATION BUILDING
 KM.626 FROM BUD
 CH-00100



11, 12, 13, 14, 15, 16.
 C-5, C-6.
 TO 66.
 CH-4, CH-4, CH-5,
 CH-9, CH-10, CH-11,
 H-14, CH-15, CH-16

CH-1	CH-2	CH-3	CH-4	CH-5	CH-6	CH-7	CH-8	CH-9	CH-10	CH-11	CH-12	CH-14	CH-15
PT. 50	PT. 51	PT. 52	PT. 53	PT. 54	PT. 55	PT. 56	PT. 57	PT. 58	PT. 60	PT. 61	PT. 62	PT. 64	PT. 65.66

CRANK HANDLE WELDED WITH KEY

EAST CENTRAL RAILWAY		STATION WORKING RULE DIAGRAM		DINKARGRAM	
SONPUR DIVISION		MACL STD-III CLASS-'B'		SIMARIA	
DSTE/ECR/SEE	SSE/DRG/SEE	TO SUIT SIP NO. ECR/SIP/SEE/309/2009, ALT-VIII		SWRD NO.	
				DY CSTE/PROJ./HJP/01	

201,111.