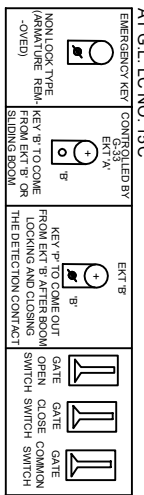
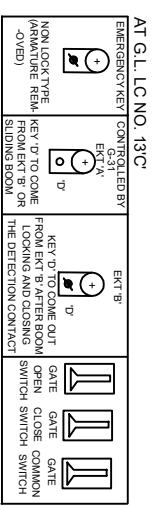
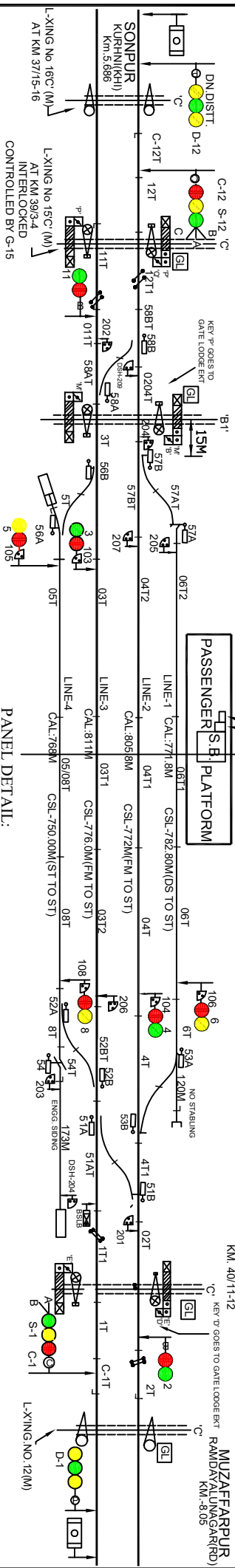


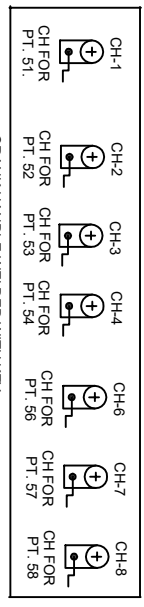
L-XING NO.14(M)  
INTERLOCKED  
CONTROLLED BY G-14  
KM. 39/7-8



**PANEL DETAIL:**  
MAIN SIGNAL BUTTONS 12, 2, 3, 4, 5, 6, 8, 11, 8, 12  
CALLING ON SIGNAL BUTTONS C-1 & C-12  
SHUNT SIGNAL BUTTON: 103, 104, 105, 106, 108, 201, 202, 203, 204, 205, 206, 207.  
POINT BUTTONS 51, 52, 53, 54, 56, 57, 58.  
CRANK HANDLE BUTTONS GH-1, GH-3, GH-4, GH-6, GH-7, GH-8.  
GATE BUTTONS G-31, G-32 & G-33.  
SLOT BUTTONS: SW-55 & SW-57.

- NOTE:**
1. ABSOLUTE BLOCK SYSTEM WORKING WITH KURHANI & RAMDAYALUNAGAR
  2. DOUBLE LINE LOCK & BLOCK INSTT WORKING BETWEEN KURHANI & RAMDAYALUNAGAR.
  3. MAGNETO TELEPHONE PROVIDED BETWEEN PANEL ROOM AND L.C GATE NO. 11C, 12C, 13C, 14B11, 15C & 16C.
  4. CONTROL TELEPHONE PROVIDED AT PANEL ROOM.
  5. HASSADAC PROVIDED IN BOTH UP & DN DIRECTION FOR LAST VEHICLE VERIFICATION & INTERLOCKED BLOCK INSTT.
  6. LED SIGNAL PROVIDED FOR ALL MACIS SIGNALS.
  7. DEAD APPROACH LOCKING PROVIDED FOR ALL INTERLOCKED GATES WITH 60 SEC TIME DELAY.
  8. 60 SEC. TIME DELAY PROVIDED FOR CALLING ON RECEPTION SIG. NO. C-1 & C-12.
  9. ADDITIONAL BOOM SLIDE LOCKING PROVIDED AT LC GATE NO. 13C, 14B11 & 15C.
  10. TO SUIT 25 KVA AC TRACTION.
  11. ROAD SIGNAL SHALL DISPLAY RED ASPECT WHILE CLOSING L-XING WITH SLIDING BOOM OR SWITCH.

**CRANK HANDLES**



**EAST CENTRAL RAILWAY  
SONPUR DIVISION**

DSTE/ECR/SEE	SSE/DRG/SEBE/DRG/SEE	STATION WORKING RULE DIAGRAM
		MACI STD-II(R) CLASS-B'
	TO SUIT SIP NO ECR/SIP/SEE/136/2016	

**TURKI**

S/DSTE/SEE/2017(RD)/38	SWRD NO.
------------------------	----------