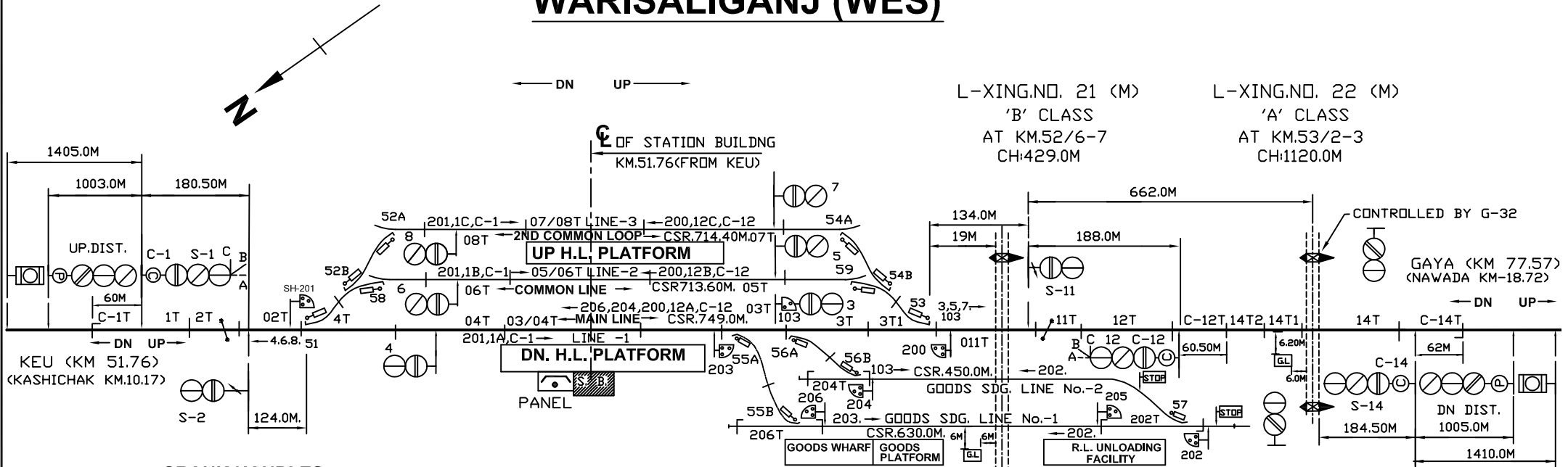
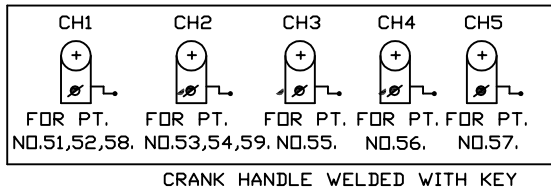


# WARISALIGANJ (WES)



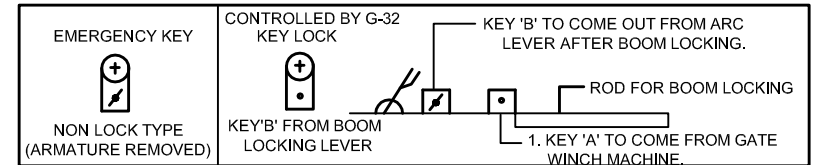
### CRANK HANDLES



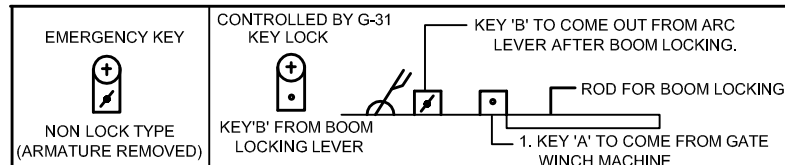
### PANEL DETAIL:-

- MAIN SIGNAL BUTTONS: - 1,2,3,4,5,6,7,8,11,12,14.  
 CALLING-ON-SIGNAL BUTTONS: - C-1,C-12,C-14  
 POINTS BUTTONS: - 51,52,53,54,55,56,57,58,59.  
 CRANK HANDLE BUTTONS: - CH-1,CH-2,CH-3,CH-4,CH-5.  
 GATE CONTROL BUTTON: - G-31,G-32.  
 SHUNT SIGNAL BUTTONS: - 103,200,201,202,203,204,205,206.

### AT GATE LODGE



### AT GATE LODGE



### NOTE:-

1. ABSOLUTE BLOCK SYSTEM OF WORKING WITH NAWADA & KASHICHAK.
2. NEAL'S TOKEN BLOCK INSTT. PROVIDED AT SM'S OFFICE WORKING WITH NAWADA & KASHICHAK
3. BLOCK PROVING AXLE COUNTER PROVIDED WITH NEAL'S TOKEN BLOCK INSTRUMENTS.
4. CONTROL TELEPHONE PROVIDED AT SM'S PANEL.
5. MAGNETO TELEPHONE CONNECTED WITH SM TO L.C 21'B' & LC 22 'A'.
6. ANGLE OF X-ING ARE MARKED.
7. AS PER SEM PART-II PARA 17.13.3.3 THE INSULATED RAIL JOINT SHALL BE INSTALLED AT LEAST ONE RAIL LENGTH IN ADVANCE OF THE CONCERNED SIGNAL
8. LED LIT SIGNALS PROVIDED.

I. AHMAD

<b>E.C. RAILWAY</b>		<i>Lahmad</i>	PANEL	<b>WARISALIGANJ (WES)</b>	SR. NO. KG-5.
<b>DNR. DIVN.</b>	SR.DSTE/ECR/DNR	ASTE/ECR/DNR	SSE/ECR/DNR	MACL, STD-II(R), CLASS-'B'.	ECR/SIP/DNR/313/2010
					ALT-IV.