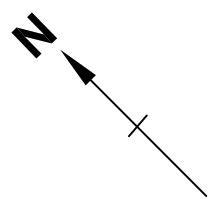


SIRARI (SRY)

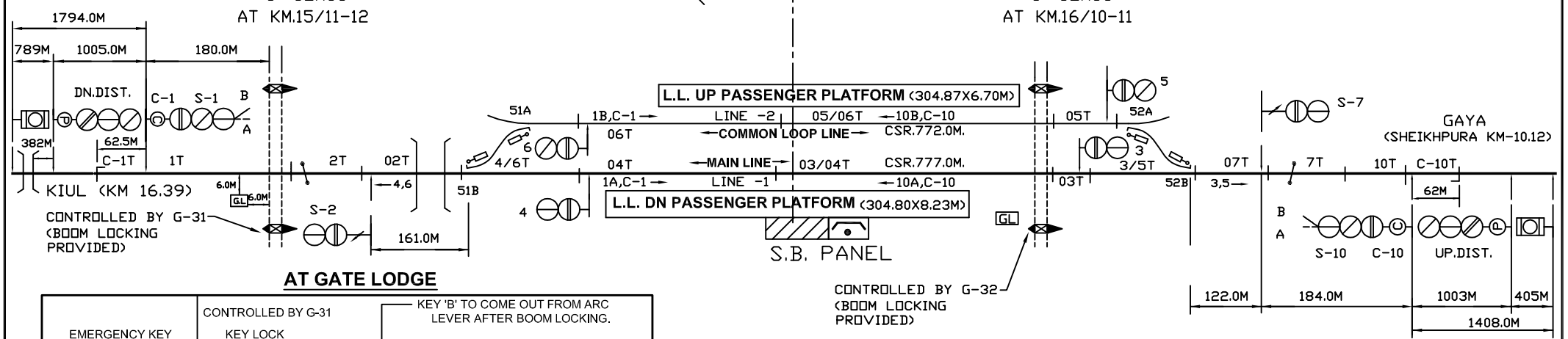
← DN UP →



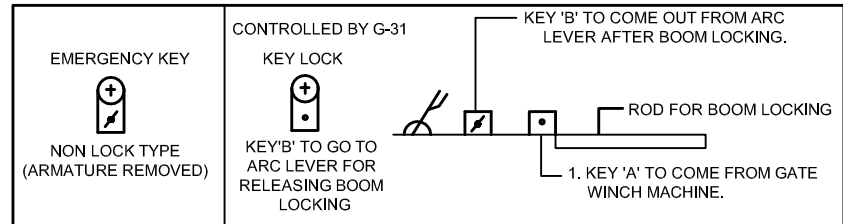
☐ OF STATION BUILDING
 KM.16.39<FROM KEU>
 KM.436.74<FROM HWH>

INTERLOCKED L-XING.NO.4 'C'(M)
 'C' CLASS
 AT KM.15/11-12

INTERLOCKED L-XING.NO.5 'C'(MANNED)
 'C' CLASS
 AT KM.16/10-11



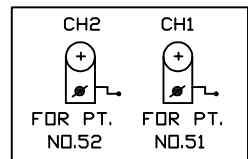
AT GATE LODGE



PANEL DETAILS:-

- MAIN SIGNAL BUTTONS: - 1.2.3.4.5.6.7.10.
- CALLING-ON-SIGNAL BUTTONS: - C-1,C-10
- POINTS BUTTONS: - 51.52
- CRANK HANDLE BUTTONS: - CH-1.CH-2
- GATE CONTROL BUTTON: - G-31,G-32

AT PANEL ROOM



CRANK HANDLES WELDED WITH KEY

NOTE:-

1. ABSOLUTE BLOCK SYSTEM OF WORKING WITH SHK & KEU.
2. BLOCK PROVING AXLE COUNTER PROVIDED WITH NEAL'S TOKEN BLOCK INSTRUMENTS.
3. CONTROL TELEPHONE PROVIDED AT SM PANEL.
4. MAGNETO TELEPHONE CONNECTED WITH SM TO L.C 4/C,5/C.
5. ANGLE OF X-ING ARE INDICATED.
6. AS PER SEM PART-II PARA 17.13.3.3 THE INSULATED RAIL JOINT SHALL BE INSTALLED AT LEAST ONE RAIL LENGTH IN ADVANCE OF THE CONCERNED SIGNAL
7. LED LITS SIGNAL PROVIDED.

I. AHMAD

E.C. RAILWAY DNR. DIVN.				PANEL SIGNALLING PLAN MACL, STD-II(R), CLASS-'B'	SIRARI (SRY)	SR. NO. KG-2.
	SR.DSTE/ECR/DNR	ASTE/ECR/DNR	SSE/ECR/DNR			ECR/SIP/DNR/454/2009 ALT-II