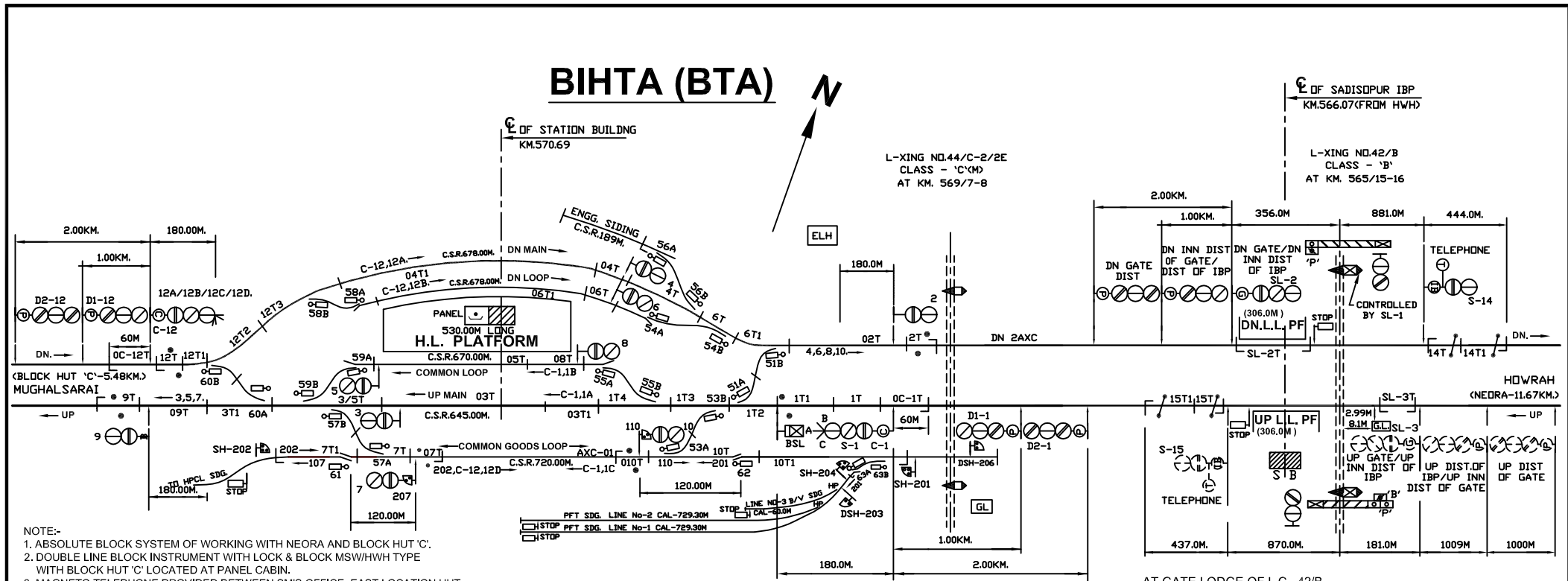


BIHTA (BTA)

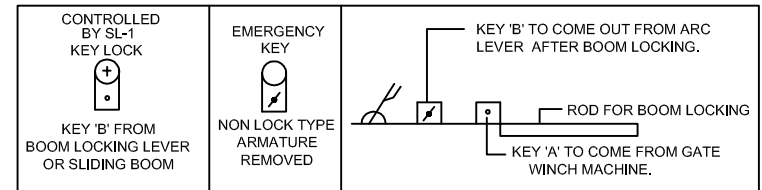


- NOTE:-
1. ABSOLUTE BLOCK SYSTEM OF WORKING WITH NEORA AND BLOCK HUT 'C'.
 2. DOUBLE LINE BLOCK INSTRUMENT WITH LOCK & BLOCK MSW/HWH TYPE WITH BLOCK HUT 'C' LOCATED AT PANEL CABIN.
 3. MAGNETO TELEPHONE PROVIDED BETWEEN SM'S OFFICE, EAST LOCATION HUT, WEST LOCATION HUT & LC NO. 42/B, 44/C & 46/C.
 4. CONTROL PHONE PROVIDED AT PANEL CABIN.
 5. ALL ANGLE OF X-ING ARE INDICATED.
 6. LED LIT SIGNALS TO BE USED.
 7. AXLE COUNTER WORKS FOR VERIFICATION OF LV WITH NEORA IN UP & DN DIRECTION AND WITH BLOCK HUT 'C' IN UP & DN DIRECTION & INTERLOCKED WITH BLOCK INSTRUMENTS.
 8. COMMON GOODS LOOP IS VERIFIED BY AXLE COUNTER.
 9. UFSB SM PANEL & BPAC (SSDAC) BETWEEN BIHTA & NEORA IN UP & DN LINE.
 10. AXLE COUNTER PROVIDED BETWEEN BIHTA-SADISOPUR IBP IN DN LINE.
 11. SLIDING BOOM LOCK PROVIDED AT LC GATE No. 42 'B' AT KM 565/15-16

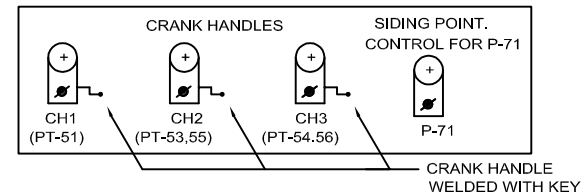
PANEL IN SM'S OFFICE

- MAIN SIGNAL BUTTONS:- 1.2.3.4.5.6.7.8.9.10.12.14.
 C-ON SIGNAL BUTTONS:- C-1.C-12.
 POINT CONTROL BUTTONS:- 51.53.54.55.56.57.58.59.60.61.62.63.
 CRANK HANDLE CONTROL BUTTONS:- CH-1.CH-2.CH-3.CH-4.CH-5.CH-6.CH-7.CH-8.
 SHUNT SIGNAL BUTTONS:- 107. 110. 201. 202. 204.
 DEAD SIGNAL BUTTONS:-203. 206.

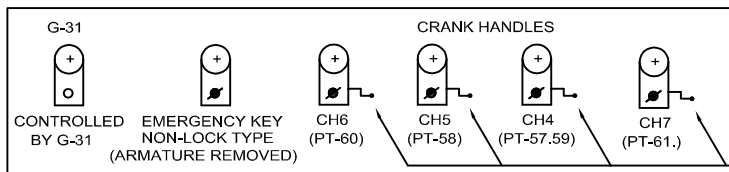
AT GATE LODGE OF L.C. -42/B



AT ELH



AT GL/WLH



CRANK HANDLE WELDED WITH KEY

EAST CENTRAL RAILWAY DANAPUR DIVISION			i.ahmad	PANEL SIGNALLING PLAN MACL, STD-II(R), CLASS-'B'	BIHTA (BTA)	SR. NO. ML-33.
	SR.DSTE/ECR/DNR	DSTE/ECR/DNR				SE/DRG/DNR