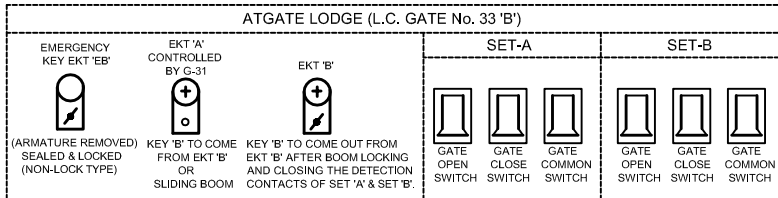
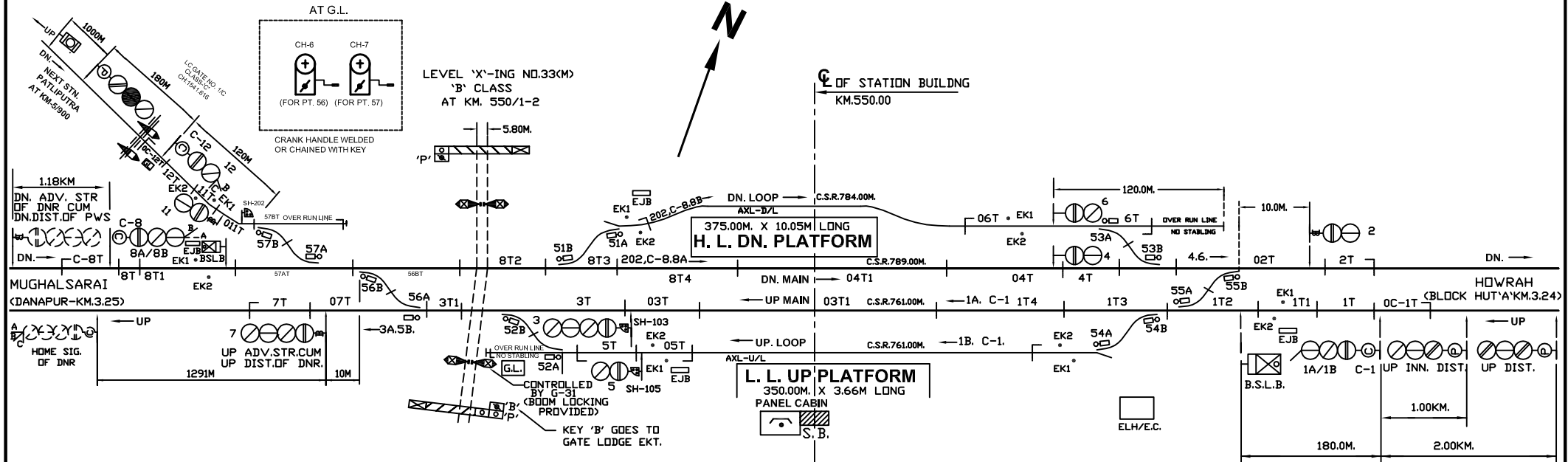
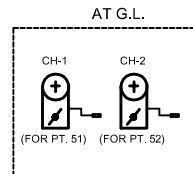


PHULWARI SHARIF (PSBE)

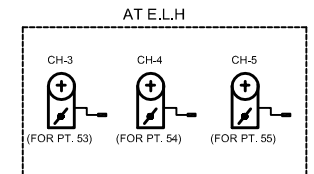


NOTE:- 1. L-XING GATE No. 33 OPERATED BY ELECTRIC PANEL.
2. ADDITIONAL SLIDE GATE ALSO PROVIDED IN THE GATE CONTROL BY EKT AT G.L.



PANEL CABIN:-

MAIN SIGNAL BUTTONS: 1,2,3,4,5,6,7,8,11,12.
CALLING ON SIG.BUTTONS: C-1,C-8,C-12.
POINT BUTTONS: 51, 52, 53, 54, 55, 56, 57.
CRANK HANDLE BUTTONS: CH1 TO CH7.
GATE CONTROL BUTTONS: G-31.
SHUNT SIGNAL BUTTONS: 103, 105, 202.



- NOTE:-
1. ABSOLUTE BLOCK SYSTEM OF WORKING WITH BLOCK HUT 'A', DANAPUR AND PATLIPUTRA STATION.
 2. DOUBLE LINE BLOCK INSTRUMENT SW/HWH TYPE WORKING WITH BLOCK HUT 'A' & DANAPUR ON SINGLE LINE DIODO TYPE BLOCK INSTRUMENT WORKING WITH PWS AT PPTA STATION LOCATED AT PANEL ROOM.
 3. CONTROL TELEPHONE PROVIDED AT PANEL CABIN 7 MAGNETO TELEPHONE PROVIDED AT E.L.H/E.C., W.L.H/W/C AND LC GATE No. 1 TO PANEL CABIN.
 4. ANGLE OF CROSSING ARE INDICATED.
 5. LED LIT SIGNAL PROVIDED FOR ALL SIGNALS.
 6. AXE COUNTERS PROVIDED WITH BLOCK HUT 'A' WORK IN UP DIRECTION, WITH DANAPUR IN DN DIRECTION AND PATLIPUTRA STN INTERLOCKED WITH BLOCK INSTRUMENT.
 7. UP & DN LOOP LINES ARE VERIFIED BY AXLE COUNTER.
 8. TRACK CIRCUIT 11T & 12T ARE STAGGERED BY 1.82M.
 9. SLIDING BOOM PROVIDED AT LC GATE No. 33 'B' AT KM 550/1-2.

| | | | | | | |
|--|-----------------|--------------|------------|---|---------------------------|---------------------------------|
| EAST.CENTRAL RAILWAY DANAPUR DIVISION | | | i.ahmad | PANEL SIGNALLING PLAN MACL, STD-II(R), CLASS-'B'. | PHULWARI SHARIF (PSBE) | SR. NO. ML-30. |
| | SR.DSTE/ECR/DNR | DSTE/ECR/DNR | SE/DRG/DNR | | | ECR/SIP/DNR/093/2011. ALT-II |

I.AHMAD