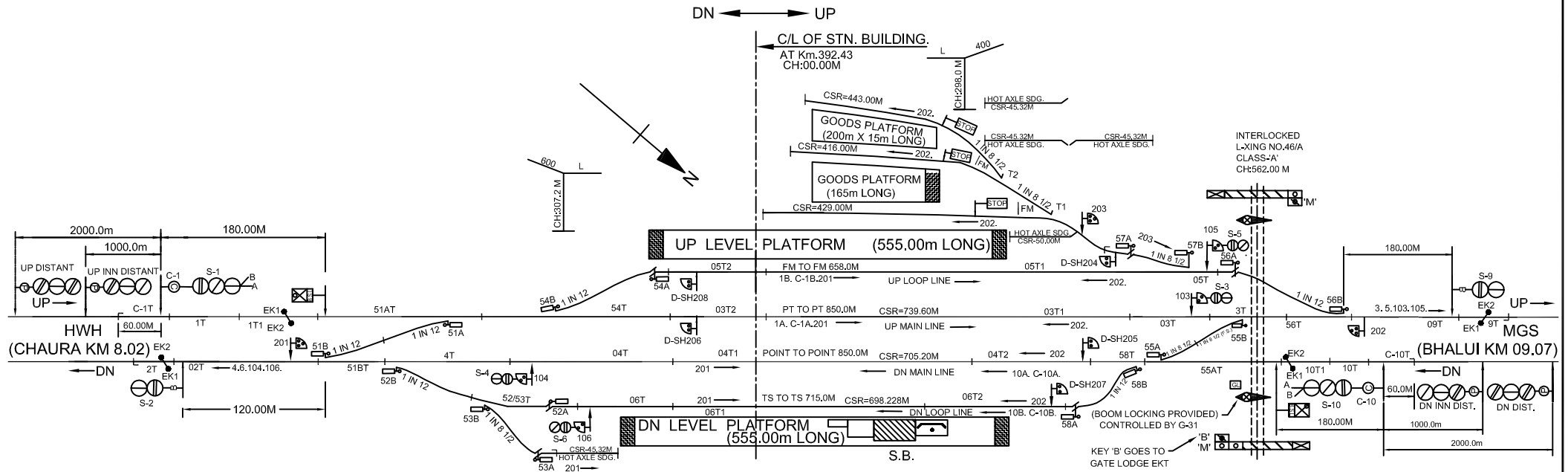


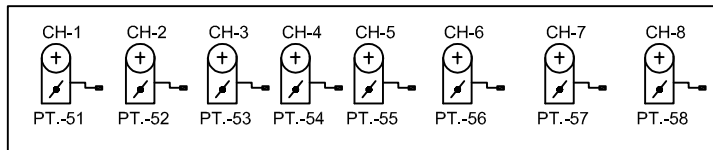
JAMUI (JMU)




PANEL DETAILS:-
 MAIN SIGNAL BUTTONS:-1,2,3,4,5, 6,9,10.
 SHUNT SIGNAL BUTTONS:-103,104,105,106,201,202,203.
 CALLING-ON SIGNAL BUTTONS:-C-1, C-1 0.
 POINTS BUTTONS:- 51,52,53,54,55,56,57,58.
 CRANK HANDLE BUTTONS:- CH-1,CH2,CH3,CH4,
 CH5,CH6,CH7,CH8.
 GATE CONTROL BUTTON:-G-31.
 SLOT BUTTON: SW 57.

- NOTE:-**
1. ABSOLUTE BLOCK SYSTEM OF WORKING WITH BHALUI & CHAURA.
 2. DOUBLE LINE BLOCK INSTRUMENT M.S.W TYPE WITH BHALUI & CHAURA LOCATED AT PANEL CABIN.
 3. BLOCK PROVING AXLE COUNTER PROVIDED BETWEEN BHALUI -JAMUI & CHAURA -JAMUI & INTERLOCKED WITH BLOCK INSTRUMENT.
 4. MAGNETO TELEPHONE CONNECTED WITH SM JMU TO L.C. 46'A/45/C/E & 47/C/E
 5. ALL ANGLE OF 'X' -ING ARE 1 IN 12 EXCEPT AS MENTIONED IN SIP.
 6. CONTROL TELEPHONE PROVIDED AT S/Ms OFFICE.
 7. AS PER SEM PART-II PARA 17.13.3.3 THE INSULATED RAIL JOINT SHALL BE INSTALLED AT LEAST ONE RAIL LENGTH IN ADVANCE OF THE CONCERNED SIGNAL.
 8. LED LITS SIGNAL PROVIDED.
 9. POINTS 57 WILL BE NORMALLY BE LOCKED IN NORMAL POSITION UNLESS UNLOCKED BY SPECIAL SLOT BUTTON SW 57.
 10. SLIDING BOOM PROVIDED AT LC GATE NO.46/A AT CH: 562.0M.

AT PANEL ROOM



CRANK HANDLES ARE WELDED WITH KEY



EAST CENTRAL RAILWAY DANAPUR DIVISION	Lahmad				PANEL SIGNALLING PLAN	SR. NO. ML-5.
	SR/DSTE/ECR/DNR	DSTE/ECR/DNR	ASTE/ECR/DNR	SE/DRG/DNR	MACL STD-II (R) CLASS-'B'	
						ECR/SIP/DNR/119/2010. ALT-V