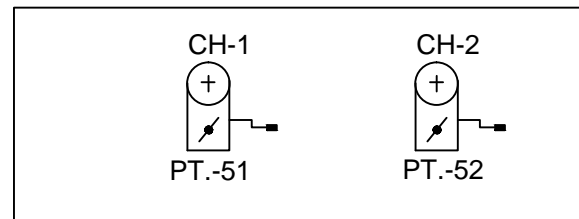
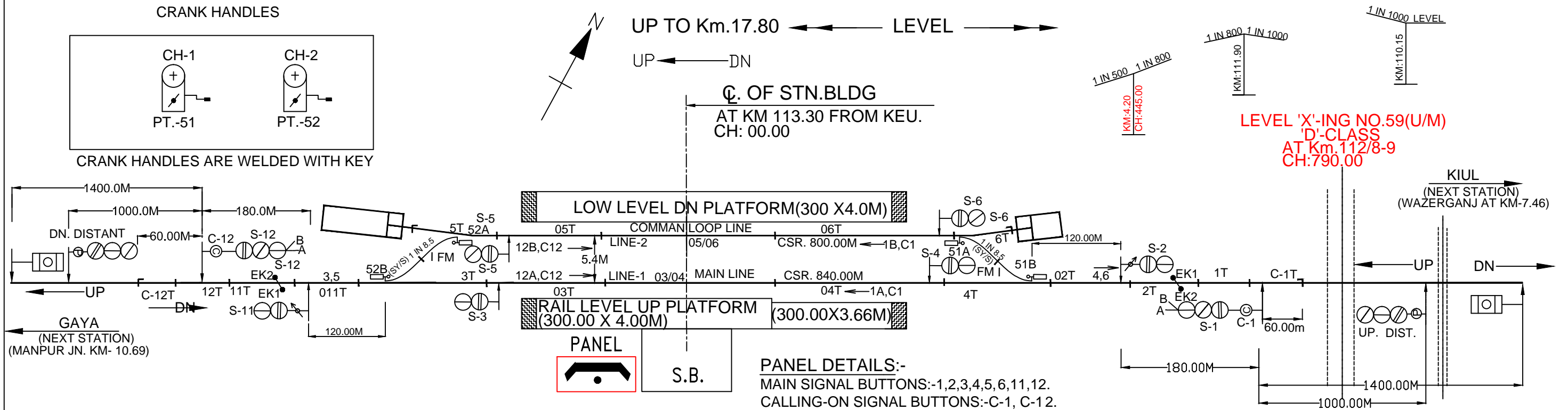


CRANK HANDLES



CRANK HANDLES ARE WELDED WITH KEY



GAYA
(NEXT STATION)
(MANPUR JN. KM- 10.69)

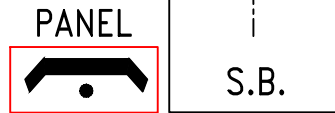
KIUL
(NEXT STATION)
(WAZERGANJ AT KM-7.46)

UP TO Km.17.80 ← LEVEL →
UP ← DN

Q. OF STN.BLDG
AT KM 113.30 FROM KEU.
CH: 00.00

LEVEL 'X'-ING NO.59(U/M)
'D'-CLASS
AT Km.112/8-9
CH:790.00

LEVEL 'X'-ING NO.58(U/M)
'D'-CLASS
AT Km.111/6-7



PANEL DETAILS:-
MAIN SIGNAL BUTTONS:-1,2,3,4,5,6,11,12.
CALLING-ON SIGNAL BUTTONS:-C-1, C-12.
POINTS BUTTONS:- 51,52.
CRANK HANDLE BUTTONS:- CH-1,CH2.
SPARE BUTTON - 7,8,9,10.

- NOTE:-**
1. ABSOLUTE BLOCK SYSTEM OF WORKING WITH MANPUR Jn. & WAZERGANJ.
 2. NEAL'S TOKEN BLOCK INSTRUMENT WORKING WITH MANPUR Jn. & WAZERGANJ.
 3. BLOCK PROVING AXLE COUNTER PROVIDED BETWEEN MANPUR Jn. - KARJARA & WAZERGANJ - KARJARA & INTERLOCKED WITH BLOCK INSTRUMENT.
 4. ALL ANGLE OF 'X' -ING ARE 1 IN 12 OTHER WISE INDICATED.
 5. CONTROL TELEPHONE PROVIDED AT PANEL CABIN.
 6. LED SIGNAL ARE USED.
 7. AS PER SAME PART-II PARA 17.13.3.3 THE INSULATED RAIL JOINT SHALL BE INSTALLED AT LEAST ONE RAIL LENGTH IN ADVANCE OF THE CONCERNED SIGNAL.

TO SUIT SIP NO. - ECR/SIP/DNR/503/2010

करजरा
KARJARA

CENTRAL-PANEL.
"STATION WORKING RULE
DIAGRAM"
MACL, STD-II(R) CLASS-'B'.
(NOT TO SCALE)