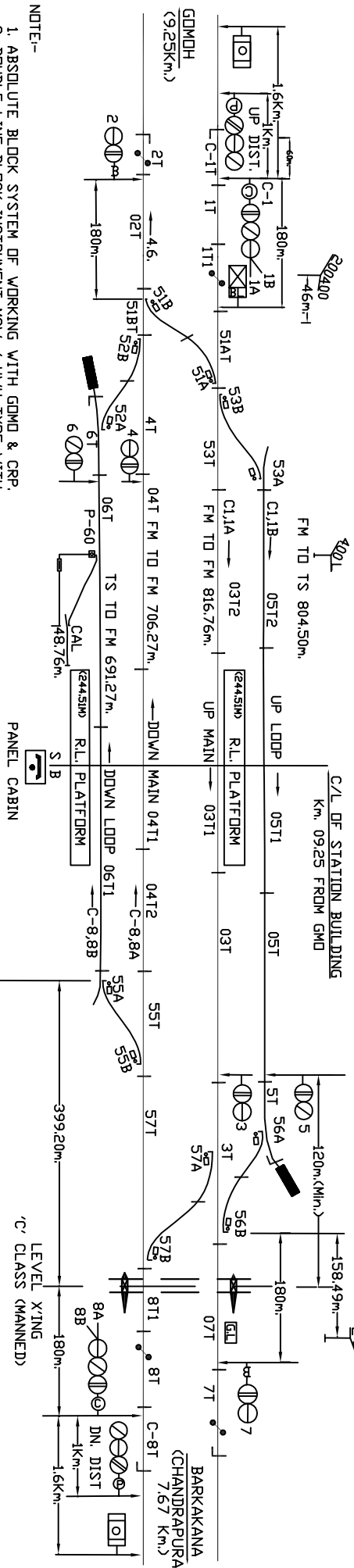


नेत्री (TELO)

एन. ए. सी. एल. एन. चेंबरा-बी शिफ्ट-III.
Date of commissioning:-25.04.2006

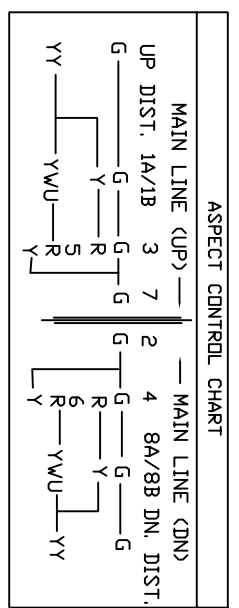
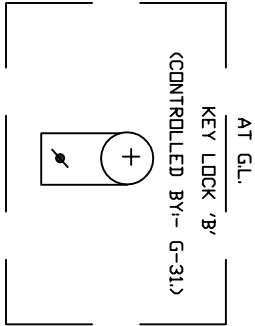
CONTROLLED BY G-31
(POSITIVE TYPE BROOM LOCKING PROVIDED)



NOTE:-

1. ABSOLUTE BLOCK SYSTEM OF WORKING WITH GMDH & CRP.
2. DOUBLE LINE BLOCK INSTRUMENT MSV / HWH TYPE WITH GMDH & CHANDRAPURA LOCATED AT PANEL ROOM
3. CONTROL TELEPHONE PROVIDED AT PANEL ROOM
4. MAGNETO TELEPHONES CONNECTED WITH PANEL ROOM & L.C GATE ND-5/C/T.
5. ANGLE OF CROSSING INDICATED.
6. NO RUNTHROUGH VIA UP & DN LOOP LINES.
7. TRIPLE POLE LAMPS TO BE USED.
8. BLOCK PROVING AXLE COUNTER WORKS BETWEEN TELD - GMDH & TELD - CHANDRAPURA SECTION IN BOTH UP & DN DIRECTION . IT SHOULD BE INTERLOCKED WITH DOUBLE LINE BLOCK INSTRUMENT.

ELECTRICAL BACKLOCKING	UP SIGNAL ASPECT CONTROL CHART
7 OFF	UP
4 OFF	UP DIST 14/15 ④
5 OFF	G-G-G-G
5 OFF	Y-Y
5 OFF	Y-Y



PANEL CABIN

MAIN SIGNAL BUTTONS--1,2,3,4,5,6,7,8.
CALLING ON SIGNAL BUTTONS-- C-1C-8.
POINT BUTTONS--5152,53,55,56,57.
KEY LOCK BUTTON-- P-60.
CRANK HANDLE BUTTONS--CH1CH2CH3CH4CH5CH6.
GATE CONTROL BUTTON-- G-31.