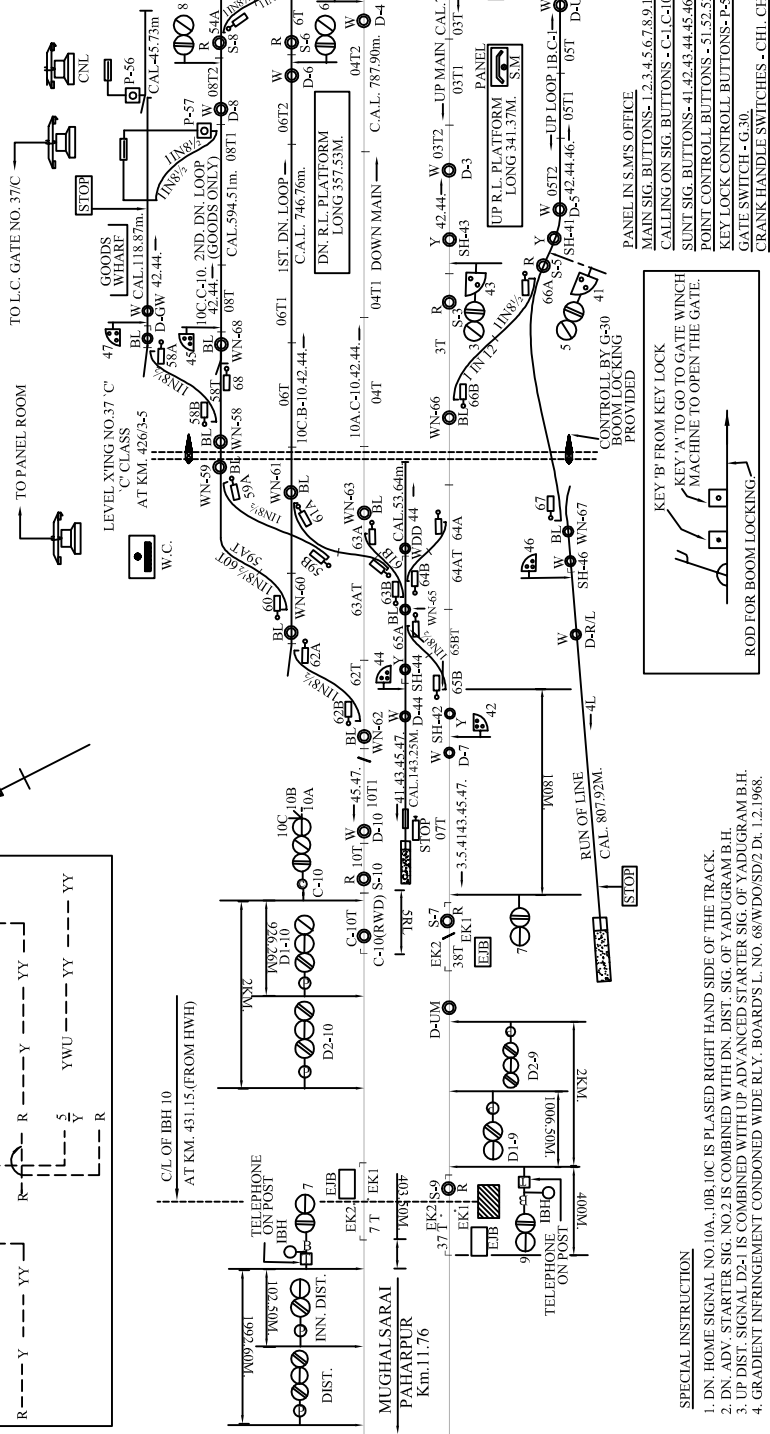
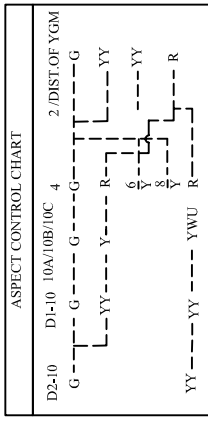
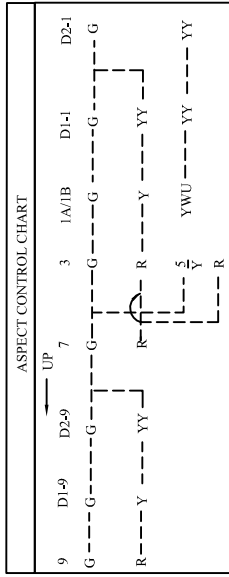


# GURPA (GAP)

## (CENTRAL PANEL, MACLS, 'B'-CLASS STD-III.)

DATE OF COMMISSIONING:-26.09.2003

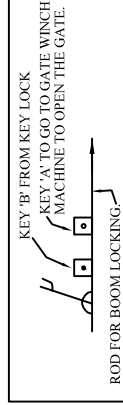


### SPECIAL INSTRUCTION

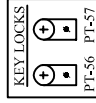
1. DN. HOME SIGNAL NO.10A, 10B, 10C IS PLACED RIGHT HAND SIDE OF THE TRACK.
2. DN. ADV. STARTER SIG. NO.2 IS COMBINED WITH DN. DIST. SIG. OF YADUGRAM B.H.
3. UP DIST. SIGNAL D2-1 IS COMBINED WITH UP ADVANCED STARTER SIG. OF YADUGRAM B.H.
4. GRADIENT INFRENGEMENT CONDONED WIDE RLY. BOARD'S L. NO. 68/W/DO/SD2 Dt. 1.2.1968.

### NOTE:-

1. ABSOLUTE BLOCK SYSTEM OF WORKING WITH YADUGRAM B.H. & PAHARPUR.
2. DOUBLE LINE BLOCK INSTRUMENT (SW/HWH TYPE) CONNECTED WITH YADUGRAM B.H. & PAHARPUR-LOCATED AT PANEL ROOM.
3. MAGNETO TELEPHONE PROVIDED AT PANEL ROOM.
4. CONTROL TELEPHONE PROVIDED AT PANEL ROOM.
5. TRIPLE POLE LAMPS ARE PROVIDED IN ALL SIGNALS.
6. ALL ANGLE OF X: COVERS ARE IN 12 OR OTHER WISE INDICATED.



L.X-ING GATE NO. 37/C



### PANEL IN S.M.S OFFICE

- MAIN SIG. BUTTONS-1,2,3,4,5,6,7,8,9,10.  
 CALLING ON SIG. BUTTONS - C-1,C-10.  
 SILENT SIG. BUTTONS-41,42,43,44,45,46,47.  
 POINT CONTROL BUTTONS - 51,52,53,54,55,56,57,58,59,60,61,62,63,64,65,66,67,68.  
 KEY LOCK CONTROL BUTTONS-P-56,P-57  
 GATE SWITCH - G.30.  
 CRANK HANDLE SWITCHES - CH1, CH2, CH3, CH4, CH5, CH6, CH7, CH8, CH9

CRANK HANDLE WELDED  
 OR RIVETTED WITH KEY.