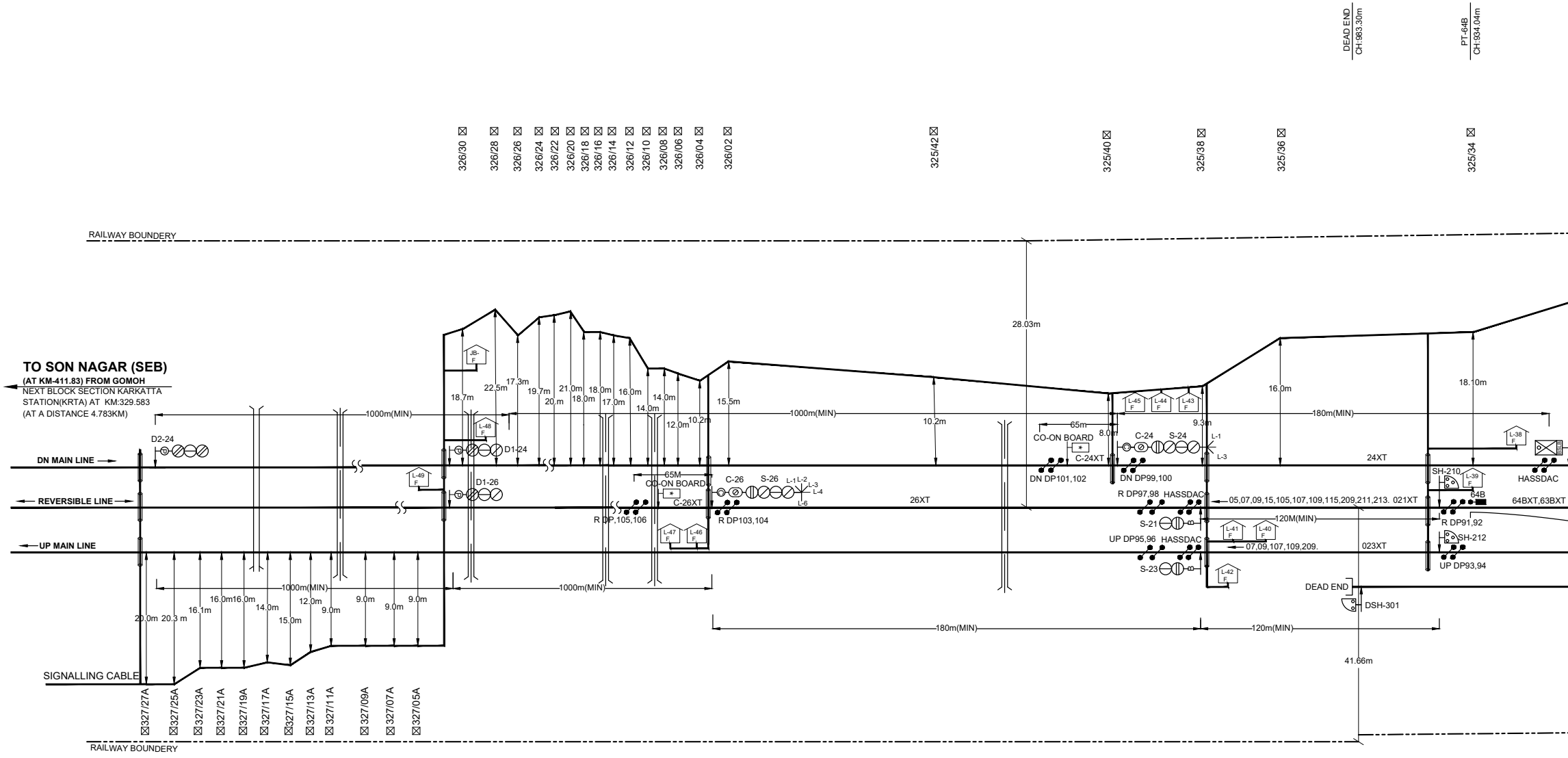
DEAD END
CH:983.30m
PT-64B
CH:934.04m
326/30
326/28
326/26
326/24
326/22
326/20
326/18
326/16
326/14
326/12
326/10
326/08
326/06
326/04
326/02
325/42
325/40
325/38
325/36
325/34
RAILWAY BOUNDERY
28.03m
TO SON NAGAR (SEB)
(AT KM-411.83) FROM GOMOH
NEXT BLOCK SECTION KARKATTA
STATION(KRTA) AT KM:329.583
(AT A DISTANCE 4.783KM)
JB-
F
18.7m
22.5m
17.3m
19.7m
20.m
21.0m
18.0m
18.0m
17.0m
16.0m
14.0m
14.0m
12.0m
10.2m
15.5m
10.2m
16.0m
18.10m
8.0m
9.3m
1000m(MIN)
1000m(MIN)
180m(MIN)
65m
CO-ON BOARD
C-24XT
C-24
S-24
L-1
L-3
L-45
L-44
L-43
L-48
L-49
L-38
F
D2-24
D1-24
D1-26
DN MAIN LINE
REVERSIBLE LINE
UP MAIN LINE
65M
CO-ON BOARD
C-26XT
C-26
S-26
L-1
L-2
L-3
L-4
L-6
26XT
24XT
DN DP101,102
DN DP99,100
R DP97,98
HASSDAC
05,07,09,15,105,107,109,115,209,211,213.
021XT
SH-210
L-39
64B
HASSDAC
64BXT,63BXT
R DP91,92
SH-212
UP DP93,94
120M(MIN)
S-21
S-23
UP DP95,96
HASSDAC
07,09,107,109,209.
023XT
L-40
L-41
L-42
L-46
L-47
R DP,105,106
R DP103,104
DEAD END
DSH-301
41.66m
1000m(MIN)
1000m(MIN)
180m(MIN)
120m(MIN)
20.0m
20.3 m
16.1m
16.0m
16.0m
14.0m
15.0m
12.0m
9.0m
9.0m
9.0m
9.0m
SIGNALLING CABLE
327/27A
327/25A
327/23A
327/21A
327/19A
327/17A
327/15A
327/13A
327/11A
327/09A
327/07A
327/05A
RAILWAY BOUNDERY

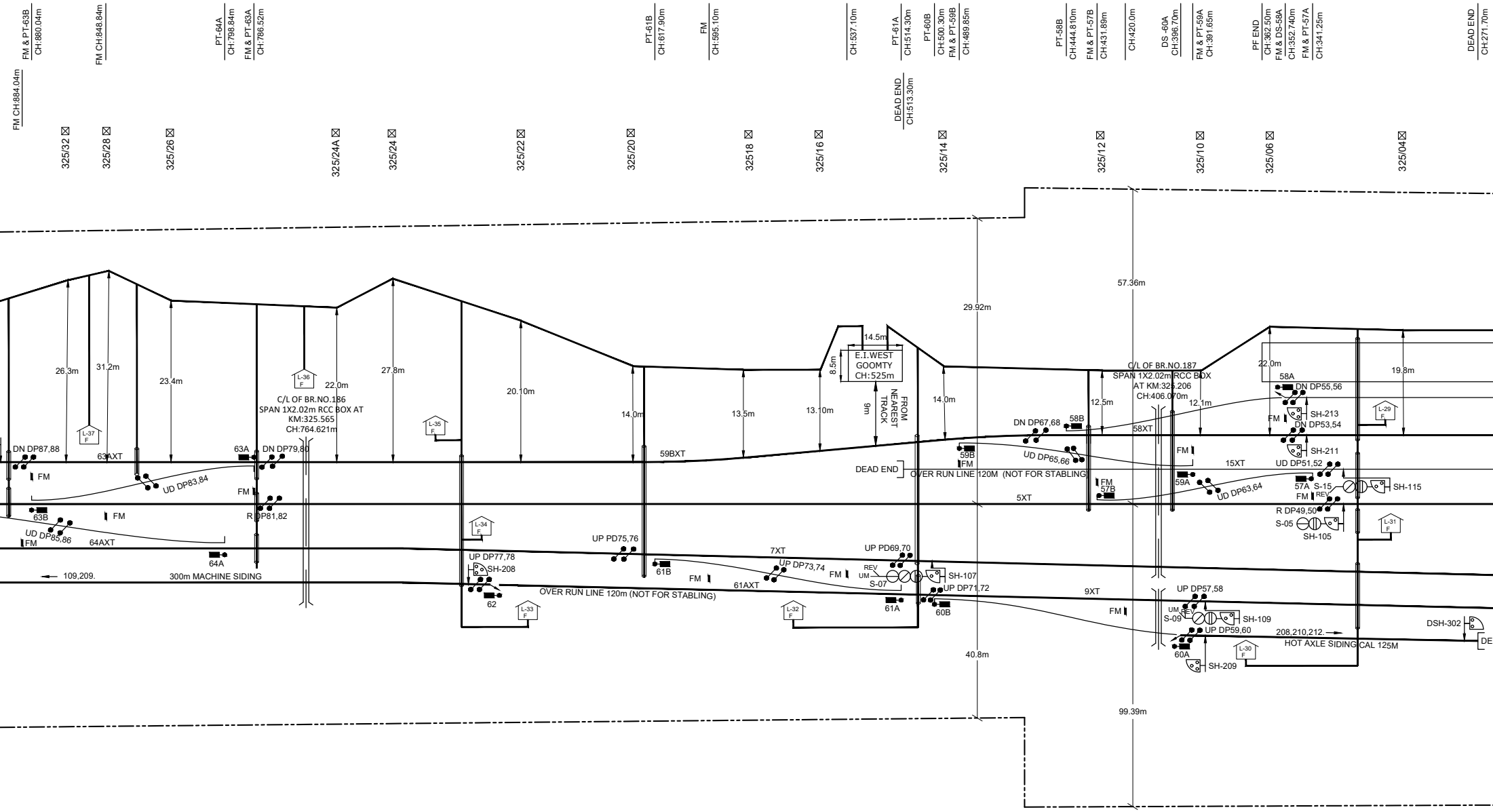
FM CH:884.04m
FM & PT-63B
CH:880.04m
FM CH:848.84m
PT-64A
CH:798.84m
FM & PT-63A
CH:786.52m
PT-61B
CH:617.90m
FM
CH:595.10m
CH:537.10m
PT-61A
CH:514.30m
DEAD END
CH:513.30m
PT-60B
CH:500.30m
FM & PT-59B
CH:489.85m
PT-58B
CH:444.810m
FM & PT-57B
CH:431.89m
CH:420.0m
DS -60A
CH:396.70m
FM & PT-59A
CH:391.65m
PF END
CH:362.50m
FM & DS-58A
CH:352.740m
FM & PT-57A
CH:341.25m
DEAD END
CH:271.70m
325/32 ☒
325/28 ☒
325/26 ☒
325/24A ☒
325/24 ☒
325/22 ☒
325/20 ☒
32518 ☒
325/16 ☒
325/14 ☒
325/12 ☒
325/10 ☒
325/06 ☒
325/04 ☒
29.92m
57.36m
26.3m
31.2m
23.4m
22.0m
27.8m
20.10m
14.0m
13.5m
13.10m
8.5m
14.5m
E.I.WEST
GOOMTY
CH:525m
9m
FROM NEAREST TRACK
14.0m
12.5m
12.1m
22.0m
19.8m
L-37 F
L-36 F
L-35 F
L-34 F
L-33 F
L-32 F
L-31 F
L-30 F
L-29 F
C/L OF BR.NO.186
SPAN 1X2.02m RCC BOX AT
KM:325.565
CH:764.621m
C/L OF BR.NO.187
SPAN 1X2.02m RCC BOX
AT KM:325.206
CH:406.070m
DN DP87,88
63AXT
63A
DN DP79,80
FM
UD DP83,84
FM
63B
R DP81,82
FM
UD DP85,86
FM
64AXT
64A
109,209.
300m MACHINE SIDING
59BXT
DEAD END
OVER RUN LINE 120M (NOT FOR STABLING)
59B
FM
DN DP67,68
58B
UD DP65,66
58XT
FM
57B
FM
59A
15XT
UD DP63,64
5XT
58A
DN DP55,56
SH-213
FM
DN DP53,54
SH-211
UD DP51,52
57A
S-15
SH-115
FM
REV
R DP49,50
S-05
SH-105
UP PD75,76
UP DP77,78
SH-208
62
61B
FM
7XT
UP DP73,74
61AXT
FM
UP PD69,70
REV
UM
S-07
SH-107
UP DP71,72
61A
60B
OVER RUN LINE 120m (NOT FOR STABLING)
9XT
UP DP57,58
FM
UM
REV
S-09
SH-109
UP DP59,60
60A
SH-209
208,210,212.
HOT AXLE SIDING CAL 125M
DSH-302
DE
40.8m
99.39m

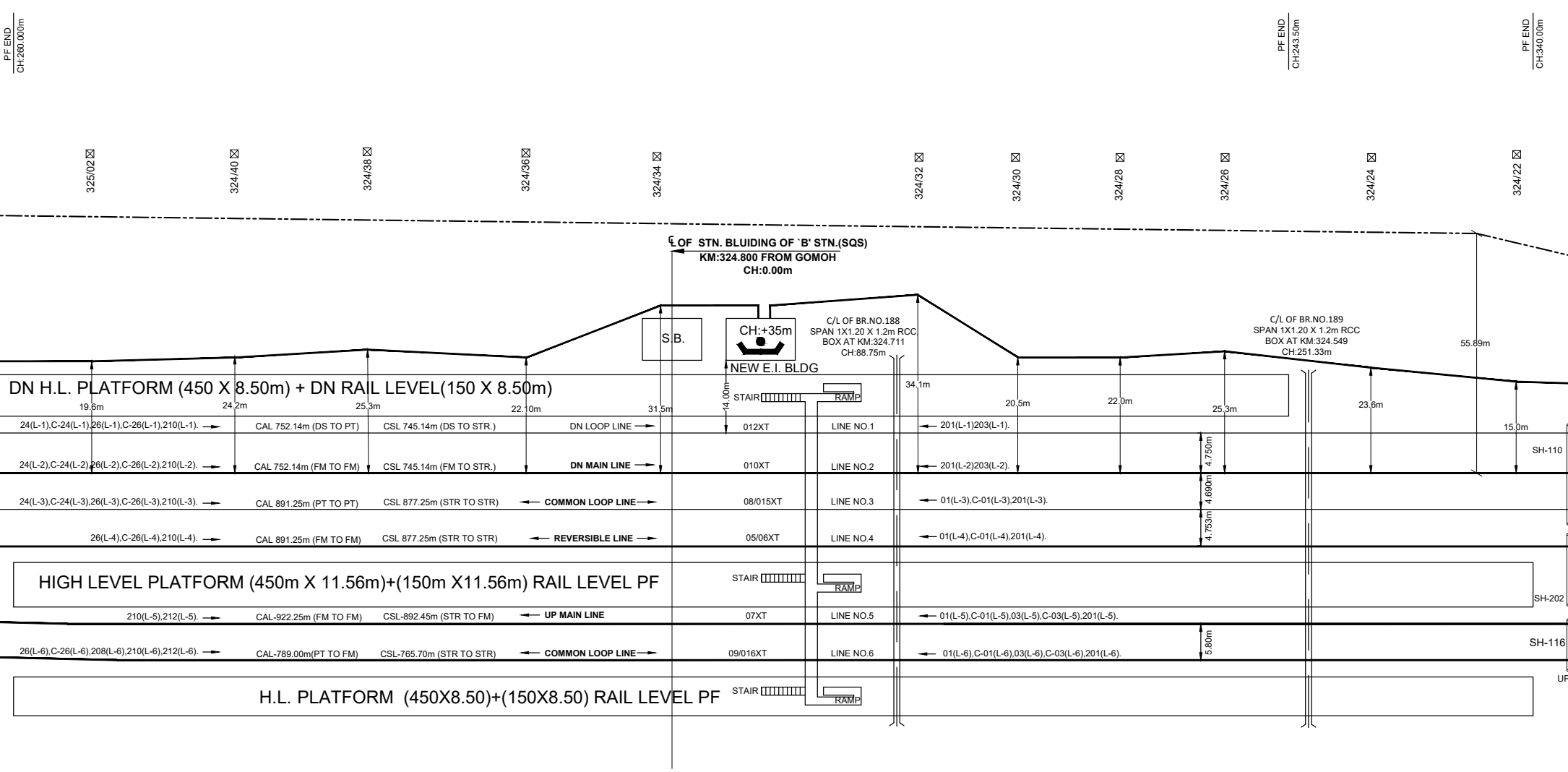
PF END
CH:260.000m
PF END
CH:243.50m
PF END
CH:340.00m
325/02 ☒
324/40 ☒
324/38 ☒
324/36 ☒
324/34 ☒
324/32 ☒
324/30 ☒
324/28 ☒
324/26 ☒
324/24 ☒
324/22 ☒
℄ OF STN. BLUIDING OF `B' STN.(SQS)
KM:324.800 FROM GOMOH
CH:0.00m
S.B.
CH:+35m
NEW E.I. BLDG
C/L OF BR.NO.188
SPAN 1X1.20 X 1.2m RCC
BOX AT KM:324.711
CH:88.75m
C/L OF BR.NO.189
SPAN 1X1.20 X 1.2m RCC
BOX AT KM:324.549
CH:251.33m
55.89m
DN H.L. PLATFORM (450 X 8.50m) + DN RAIL LEVEL(150 X 8.50m)
19.6m
24.2m
25.3m
22.10m
31.5m
14.00m
34.1m
20.5m
22.0m
25.3m
23.6m
15.0m
STAIR
RAMP
24(L-1),C-24(L-1),26(L-1),C-26(L-1),210(L-1).
CAL 752.14m (DS TO PT)
CSL 745.14m (DS TO STR.)
DN LOOP LINE
012XT
LINE NO.1
201(L-1)203(L-1).
SH-110
24(L-2),C-24(L-2),26(L-2),C-26(L-2),210(L-2).
CAL 752.14m (FM TO FM)
CSL 745.14m (FM TO STR.)
DN MAIN LINE
010XT
LINE NO.2
201(L-2)203(L-2).
4.750m
24(L-3),C-24(L-3),26(L-3),C-26(L-3),210(L-3).
CAL 891.25m (PT TO PT)
CSL 877.25m (STR TO STR)
COMMON LOOP LINE
08/015XT
LINE NO.3
01(L-3),C-01(L-3),201(L-3).
4.690m
26(L-4),C-26(L-4),210(L-4).
CAL 891.25m (FM TO FM)
CSL 877.25m (STR TO STR)
REVERSIBLE LINE
05/06XT
LINE NO.4
01(L-4),C-01(L-4),201(L-4).
4.753m
HIGH LEVEL PLATFORM (450m X 11.56m)+(150m X11.56m) RAIL LEVEL PF
STAIR
RAMP
SH-202
210(L-5),212(L-5).
CAL-922.25m (FM TO FM)
CSL-892.45m (STR TO FM)
UP MAIN LINE
07XT
LINE NO.5
01(L-5),C-01(L-5),03(L-5),C-03(L-5),201(L-5).
SH-116
26(L-6),C-26(L-6),208(L-6),210(L-6),212(L-6).
CAL-789.00m(PT TO FM)
CSL-765.70m (STR TO STR)
COMMON LOOP LINE
09/016XT
LINE NO.6
01(L-6),C-01(L-6),03(L-6),C-03(L-6),201(L-6).
5.80m
UP
H.L. PLATFORM (450X8.50)+(150X8.50) RAIL LEVEL PF
STAIR
RAMP

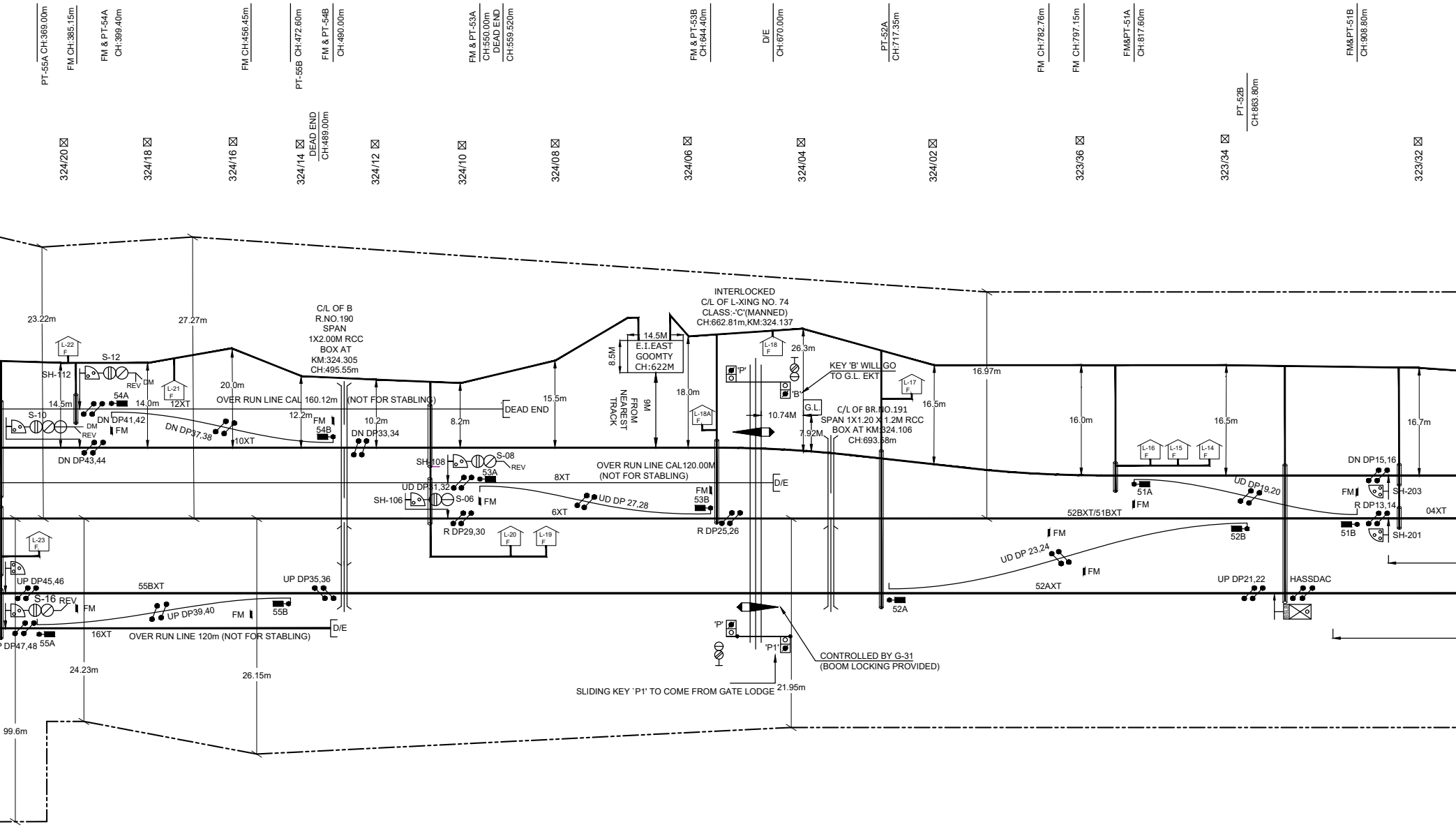

PT-55A CH:369.00m
FM CH:385.15m
FM & PT-54A CH:399.40m
FM CH:456.45m
PT-55B CH:472.60m
FM & PT-54B CH:490.00m
DEAD END CH:489.00m
FM & PT-53A CH:550.00m
DEAD END CH:559.520m
FM & PT-53B CH:644.40m
D/E CH:670.00m
PT-52A CH:717.35m
FM CH:782.76m
FM CH:797.15m
FM&PT-51A CH:817.60m
PT-52B CH:863.80m
FM&PT-51B CH:908.80m
324/20
324/18
324/16
324/14
324/12
324/10
324/08
324/06
324/04
324/02
323/36
323/34
323/32
23.22m
27.27m
C/L OF B R.NO.190 SPAN 1X2.00M RCC BOX AT KM:324.305 CH:495.55m
INTERLOCKED C/L OF L-XING NO. 74 CLASS:-'C'(MANNED) CH:662.81m,KM:324.137
14.5M
8.5M
E.I.EAST GOOMTY CH:622M
9M FROM NEAREST TRACK
L-22 F
S-12
SH-112
REV
DM
L-21 F
20.0m
54A
14.5m
14.0m
12XT
S-10
DN DP41,42
DM
REV
FM
DN DP37,38
10XT
OVER RUN LINE CAL 160.12m (NOT FOR STABLING)
12.2m
FM
54B
10.2m
DN DP33,34
8.2m
DEAD END
15.5m
DN DP43,44
SH-108
S-08
REV
53A
UD DP31,32
SH-106
S-06
FM
R DP29,30
L-20 F
L-19 F
8XT
6XT
UD DP 27,28
OVER RUN LINE CAL120.00M (NOT FOR STABLING)
FM
53B
D/E
R DP25,26
18.0m
L-18A F
L-18 F
26.3m
'P'
'B'
KEY 'B' WILL GO TO G.L. EKT
G.L.
10.74M
7.92M
C/L OF BR.NO.191 SPAN 1X1.20 X 1.2M RCC BOX AT KM:324.106 CH:693.58m
L-17 F
16.5m
16.97m
16.0m
16.5m
16.7m
L-16 F
L-15 F
L-14 F
51A
FM
UD DP19,20
DN DP15,16
FM
SH-203
R DP13,14
04XT
52BXT/51BXT
51B
SH-201
FM
52B
UD DP 23,24
FM
52AXT
UP DP21,22
HASSDAC
52A
L-23 F
UP DP45,46
S-16
REV
FM
55BXT
UP DP39,40
UP DP35,36
FM
55B
D/E
DP47,48
55A
16XT
OVER RUN LINE 120m (NOT FOR STABLING)
'P'
'P1'
CONTROLLED BY G-31 (BOOM LOCKING PROVIDED)
SLIDING KEY `P1' TO COME FROM GATE LODGE
21.95m
24.23m
26.15m
99.6m

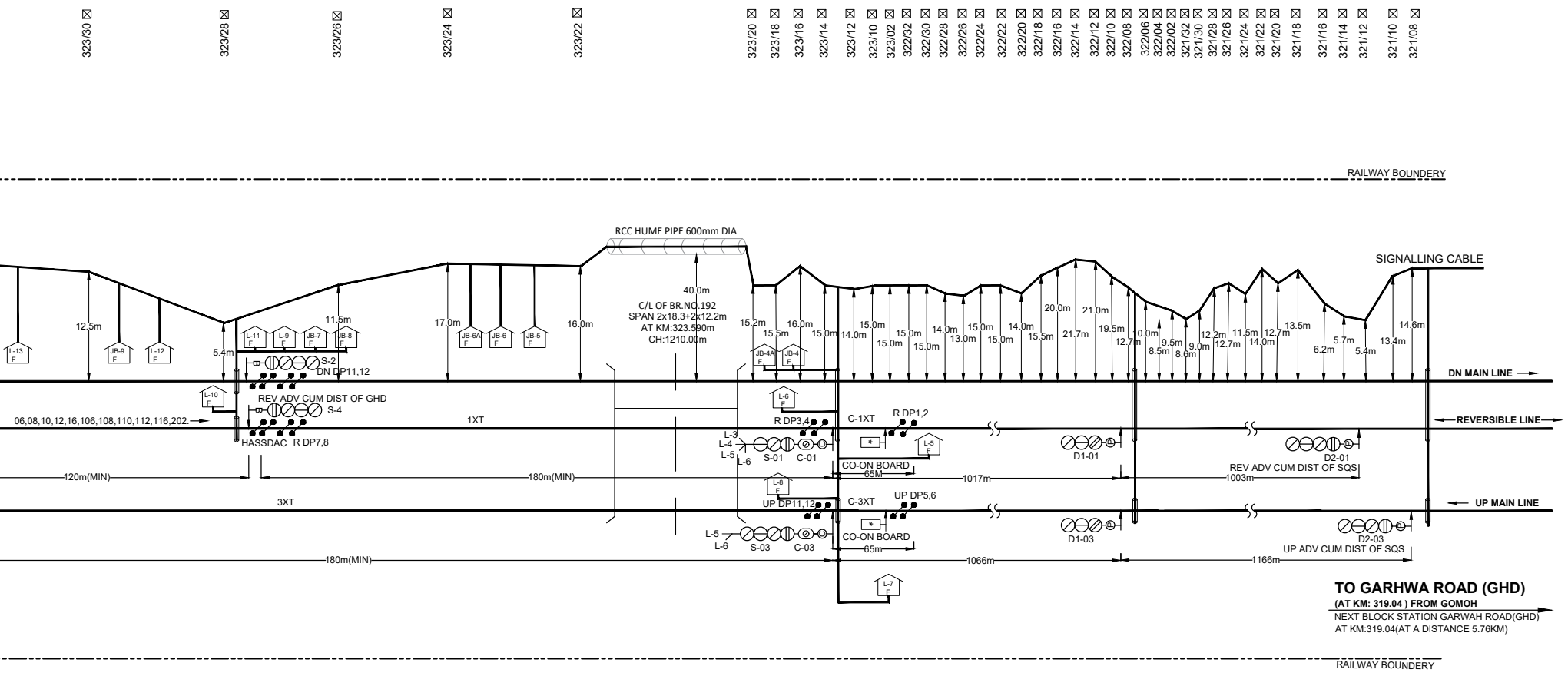
323/30
323/28
323/26
323/24
323/22
323/20
323/18
323/16
323/14
323/12
323/10
323/02
322/32
322/30
322/28
322/26
322/24
322/22
322/20
322/18
322/16
322/14
322/12
322/10
322/08
322/06
322/04
322/02
321/32
321/30
321/28
321/26
321/24
321/22
321/20
321/18
321/16
321/14
321/12
321/10
321/08
RAILWAY BOUNDERY
RCC HUME PIPE 600mm DIA
SIGNALLING CABLE
12.5m
5.4m
11.5m
17.0m
16.0m
40.0m
C/L OF BR.NO.192
SPAN 2x18.3+2x12.2m
AT KM:323.590m
CH:1210.00m
15.2m
15.5m
16.0m
15.0m
14.0m
15.0m
15.0m
15.0m
15.0m
14.0m
13.0m
15.0m
15.0m
14.0m
15.5m
20.0m
21.7m
21.0m
19.5m
12.7m
10.0m
8.5m
9.5m
8.6m
9.0m
12.2m
12.7m
11.5m
14.0m
12.7m
13.5m
6.2m
5.7m
5.4m
13.4m
14.6m
L-13
JB-9
L-12
L-11
L-9
JB-7
JB-8
JB-6A
JB-6
JB-5
JB-4A
JB-4
L-10
S-2
DN DP11,12
REV ADV CUM DIST OF GHD
S-4
06,08,10,12,16,106,108,110,112,116,202.
HASSDAC
R DP7,8
1XT
120m(MIN)
180m(MIN)
L-6
R DP3,4
C-1XT
R DP1,2
L-3
L-4
L-5
L-6
S-01
C-01
L-5
CO-ON BOARD
65M
1017m
D1-01
D2-01
REV ADV CUM DIST OF SQS
1003m
DN MAIN LINE
REVERSIBLE LINE
UP MAIN LINE
L-8
UP DP11,12
C-3XT
UP DP5,6
3XT
L-5
L-6
S-03
C-03
CO-ON BOARD
65m
D1-03
D2-03
UP ADV CUM DIST OF SQS
180m(MIN)
1066m
1166m
L-7
TO GARHWA ROAD (GHD)
(AT KM: 319.04) FROM GOMOH
NEXT BLOCK STATION GARWAH ROAD(GHD)
AT KM:319.04(AT A DISTANCE 5.76KM)
RAILWAY BOUNDERY

LEGEND:-	
SYMBOL	DESCRIPTION
─	EXISTING TRACK
━	3RD LINE
━	SIGNALLING CABLE
═	BRIDGE
▭	DWC PIPE 120mm DIA
▭	HDPE DUCT 90mm DIA
⊠	OHE MAST
▭	RCC HUME PIPE 600mm DIA

NOTE:-1-ALL DIMENSIONS ARE IN METERS, DESIGN NOT TO SCALE
2-ALL DIMENSIONS REFERENCE WITH EXISTING OHE MAST

APPROVED BY S&T DEPARTMENT	
SR. DSTE/DDU	VIVEK SAURABH VIVEK SAURABH 2026.03.26 10:28:37+05'30'
DSTE/DDU	SHEKHAR JAISWAL SHEKHAR JAISWAL 2026.03.24 11:02:35 +05'30'
ASTE/DOS	RAVI SHANKAR Digitally signed by RAVI SHANKAR
SSE/SIG/JPL	Gyan prakash bharti Digitally signed by Gyan prakash bharti Date: 2026.03.10 16:47:06 +05'30'
SSE/DRG/DDU	AJAY KUMAR SAHA AJAY KUMAR SAHA 2026.03.24 10:11:54+05'30'

SIP No. OF SQS- ECR/SIP/DDU/SQS/202/2021 Alt.- A1

ABL - STS (JV)
S. NO. 861, ASHOKA HOUSE,
ASHOKA MARG, NASHIK -
422011 M.H

RAIL VIKAS NIGAM LIMITED

		PMC		RVNL		
						PRABHAT KUMAR DWIVEDI Digitally signed by PRABHAT KUMAR DWIVEDI Date: 2026.02.18 16:55:44 +05'30'
PREPARED BY	CHECKED BY	EXPERT/S&T/PMC	RE/S&T/PMC	SSE/S&T/RVNL	Dy.Mgr./S&T/RVNL	DGM/S&T/RVNL

STATION - SIGSIGI (SQS)			
DRG. NO.	ASHOKA/SEB-GHD/ SQS/CRP/01	DATE-18.02.2026	E.C.R
DRAWING TITLE		CABLE ROUTE OF SIGSIGI STATION	
SHEET NO.		01/01	NOT TO SCALE