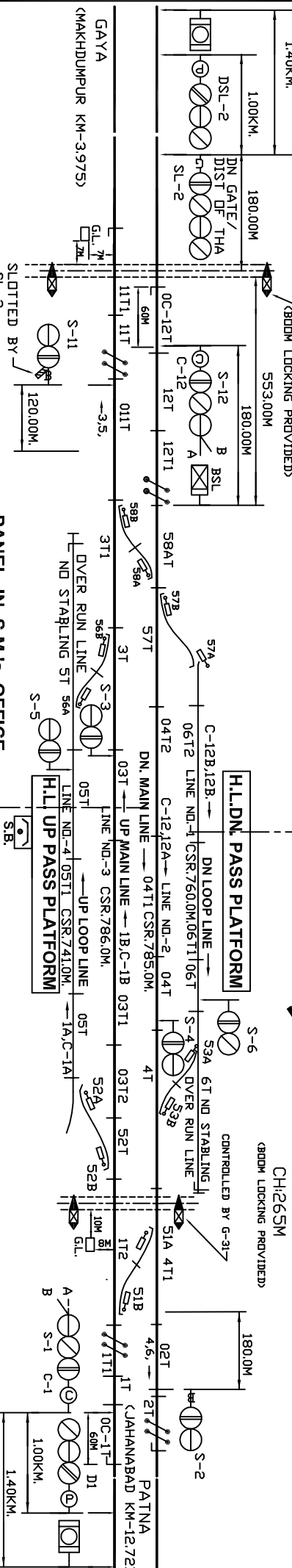


TEHTA (THA)

INTERLOCKED L-X'ING ND. 35B/B/3E
 'B' CLASS(MANNED)
 AT KM.58.9
 CH- 1464

OF STATION BUILDING
 KM.600.83(FROM HWHD)
 INTERLOCKED L-X'ING ND.34/B/2T
 'B' CLASS(MANNED)
 CH.265M

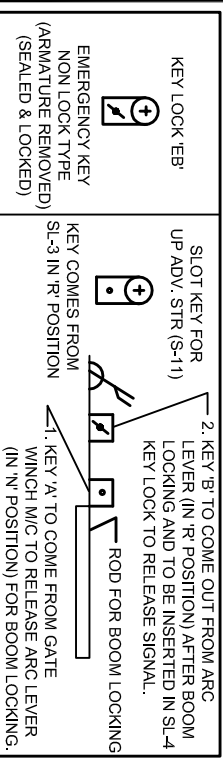


SLIDE	BACK LOCK	LOCKS	BOTH WAY	RELEASES
1	SPARE	-	-	-
2	4	-	-	-
3	4	-	-	-
4	KEY 'B'	-	-	2.3.

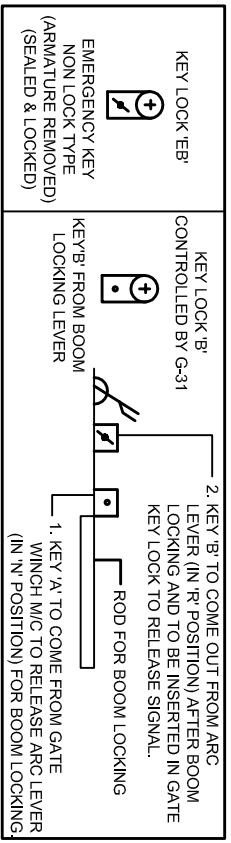
PANEL IN S.M.'s OFFICE

MAIN SIGNAL BUTTONS: - 1,2,3,4,5,6,11,12.
 CALLING-DN-SIGNAL BUTTONS: - C-1,C-12
 POINTS BUTTONS: - 51,52,53,56,57,58.
 CRANK HANDLE BUTTONS: - CH-1,CH-2,CH-3,
 CH-6,CH-7,CH-8.
 GATE CONTROL BUTTON: - G-31.
 GATE SLOT CONTROL BUTTON: - YSL-3.

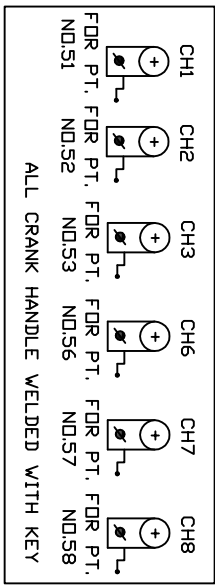
NOTE:-
 1. ONE KEY LOCK WILL BE PROVIDED ON S.M.'s SLIDE No.4 TO ACHIEVED 4 RELEASED BY KEY 'B' LOCKING.
 2. ONE KEY LOCK WILL BE PROVIDED ON S.M.'s SLIDE No.3 & WILL COME OUT IN 'R' POSITION OF SL-3.



NOTE:-
 1. ABSOLUTE BLOCK SYSTEM OF WORKING WITH JAHANABAD & MAKHDJUMPUR STATION.
 2. MAGNETO TELEPHONE PROVIDED BETWEEN PANEL ROOM & L.C. GATE NO. 34/B/T. 35B/3E. 31/B & 33/C.
 3. ALL ANGLE OF X'ING ARE 1 IN 12 EXCEPT MENTIONED.
 4. CONTROL TELEPHONE PROVIDED AT PANEL ROOM.
 5. LED SIGNAL PROVIDED FOR ALL MAJL SIGNALS
 6. LOCKING ARRANGEMENT OF BOOM LOCK LEVER TO BE INCONFORMITY WITH ER. DRG. NO. S106878 DT. '19.11.99
 7. SIGNALING INSTALLATION HAS BEEN MADE TO SUIT RE SPECIFICATION.
 8. THIS SIP HAS BEEN MADE IN CONNECTION WITH DOUBLING WITH PATNA-GAYA SECTION.
 9. UFSBI BLOCK PANEL WITH BPAC (HASSDAG) WORKING BETWEEN TEHTA -JAHANABAD.
 10. UFSBI BLOCK PANEL WITH BPAC (HASSDAG) WORKING BETWEEN TEHTA - MAKHDJUMPUR.



AT PANEL ROOM



E.C. RAILWAY		PANEL SIGNALING PLAN		SR. NO. PG-8.	
DNR. DIVN.	SR.DISTE/ECR/DNR	ASTE/ECR/DNR	SSE/DRG/DNR	MAJL. STD-IIR), CLASS-'B'	ECR/SIP/DNR/293/2010
				TEHTA(THA)	ALT-V