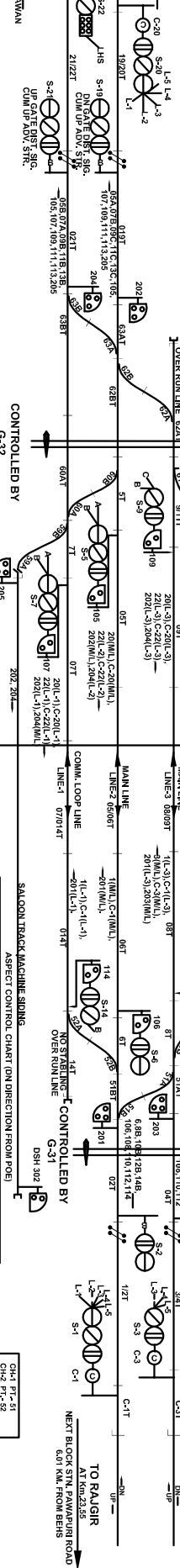
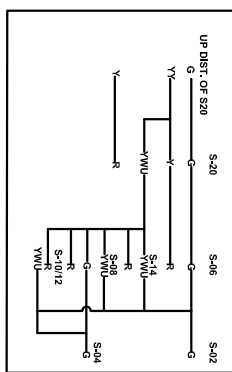
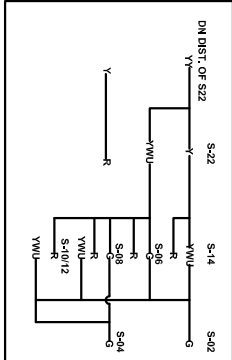


ASPECT CONTROL CHART (UP DIRECTION FROM WEHA)



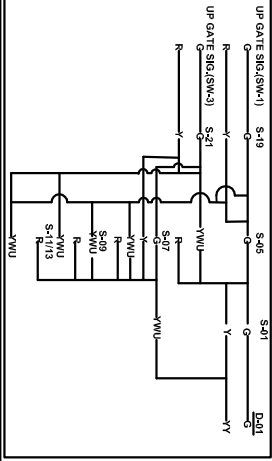
ASPECT CONTROL CHART (ON DIRECTION FROM DHWN)



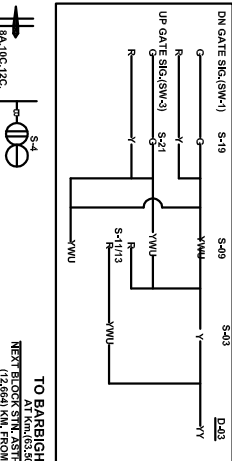
CONTROLLED BY G-32

- YDU DETAILS:-  
 MAIN SIGNAL  
 CALLING - ON SIGNAL  
 POINTS  
 CRANK HANDLE CONTROL  
 SHUNT SIGNAL  
 GATE CONTROL
- 1 2 3 4 5 6 7 8 9 10 11 13 14 19 20 21 22  
 C-1 C-3 C-20 C-22  
 51 52 53 54 57 58 59 60 61 62 63  
 CH-1/CH-2/CH-3/CH-4/CH-7/CH-8/CH-9  
 CH-10/CH-11/CH-12/CH-13  
 105 106 107 108 109 110 111 112 113 114  
 201 202 203 204 205  
 G-31 G-32

SALOON TRACK MACHINE SIGNAL ASPECT CONTROL CHART (ON DIRECTION FROM POSE)



ASPECT CONTROL CHART (ON DIRECTION FROM ASTHAWANI)



- CH-1 PT-51  
 CH-2 PT-52  
 CH-3 PT-53  
 CH-4 PT-54  
 CH-5 PT-55  
 CH-6 PT-56  
 CH-7 PT-57  
 CH-8 PT-58  
 CH-9 PT-59  
 CH-10 PT-60  
 CH-11 PT-61  
 CH-12 PT-62  
 CH-13 PT-63

DATE:-13.02.2023.  
 BIHAR SHARIF STATION.  
 MACL CLASS-B, STD-I(R)  
 SIP NO. - ECR/SIP/DNR/302/2022  
 ALT-III