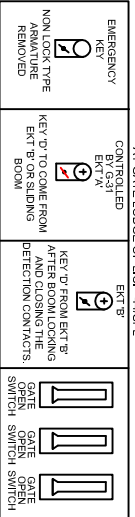


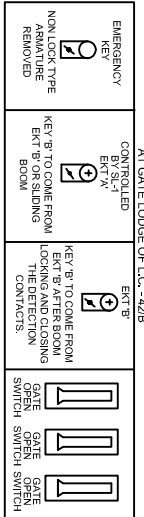
CRANK HANDLE WELDED WITH KEY

VDU IN SWS OFFICE

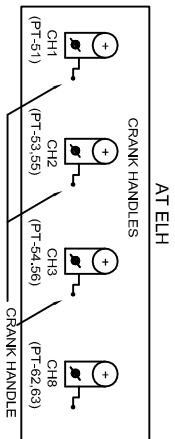
MAIN SIGNAL :- 1,2,3,4,5,6,7,8,9,10,12,14,
 C-ON SIGNAL :- C-1,C-12,
 POINT :- 51,53,54,55,56,57,58,59,60,61,62,63,
 CRANK HANDLE :- CH-1,CH-2,CH-3,CH-4,CH-5,CH-6,CH-7,CH-8,
 SHUNT SIGNAL :- 107, 110, 201, 202, 204,
 DEAD SIGNAL :- 203, 206.



AT GATE LODGE OF L.C. - 44/SPL.



AT GATE LODGE OF L.C. - 42/B



AT ELH

- NOTE:-
1. ABSOLUTE BLOCK SYSTEM OF WORKING WITH NEORA AND BLOCK HUT 'C'.
 2. MAGNETO TELEPHONE PROVIDED BETWEEN SWS OFFICE, EAST LOCATION HUT, WEST LOCATION HUT & L.C. NO. 42/B, 44/SPL. & 46/SPL.
 3. CONTROL PHONE PROVIDED AT VDU ROOM.
 4. ALL ANGLE OF X-ING ARE INDICATED.
 5. LED LIT SIGNALS TO BE PROVIDED.
 6. COMMON GOODS LOOP IS VERIFIED BY AXLE COUNTER.
 7. AXLE COUNTER PROVIDED BETWEEN BIHTA & NEORA IN UP & DN LINE.
 8. SLIDING BOOM LOCK PROVIDED AT LC GATE NO. 42 'B' AT KM 565/15-16 & L.C. NO. 44/SPL.
 9. SLIDING BOOM LOCK PROVIDED AT LC GATE NO. 42 'B' AT KM 565/15-16 & L.C. NO. 44/SPL.
 10. ELECTRICALLY OPERATED LIFTING BARRIER PROVIDED AT LC GATE NO. 42 'B' AT KM 565/15-16 & L.C. NO. 44/SPL.
 11. ROAD SIGNAL AT LC NO. 42/B, 44/SPL. & 46/SPL. SHALL DISPLAY RED ASPECT WHEN SLIDING BOOM IS USED TO CLOSE THE ROAD TRAFFIC.

EAST CENTRAL RAILWAY DANAPUR DIVISION	SR. NO. ML-35, ECR/SIP/DNR/090/2015 ALT-X
MACT, STD-II, CLASS-'B', ELECTRONIC INTERLOCKING SIGNALING PLAN	BIHTA (BTA)
SR. NO. ML-35, ECR/SIP/DNR/090/2015 ALT-X	BIHTA (BTA)