

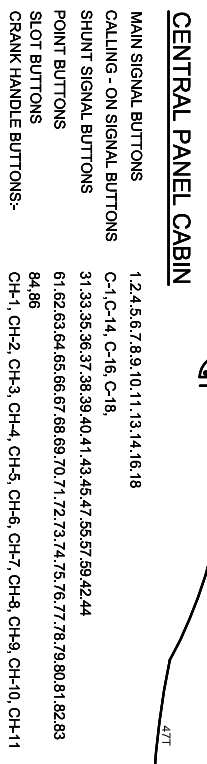
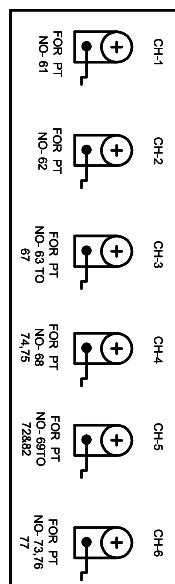
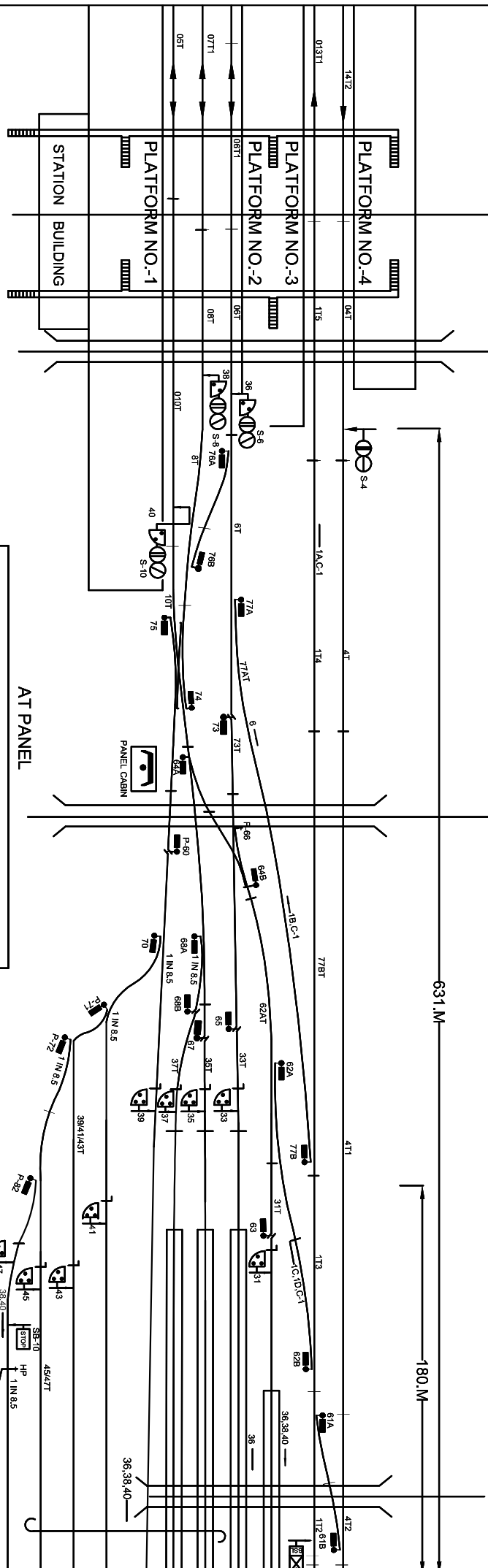
OF PATNA EAST (RAJENDRA NAGAR) STATION BUILDING
KM.540.81 (FROM HOWRAH) AT CH:0.000M

PATNA EAST
(RAJENDRA NAGAR)
(RJPB)

C/L OF BR.NO - 122
 (KM.-540.690) CH. 120.00M

C/L OF BR.NO - 121
 (KM.-540.813) CH. 320.00M

C/L OF BR NO - 120
 1X2.40M I.F.C. SLAB KM. 540.240M
 TO BE EXTENDED AS
 1X2.50M R.C. BOX CH. 570.00M



- NOTE:**
1. ABSOLUTE BLOCK SYSTEM OF WORKING WITH GULZARBAGH.
 2. CONTINUOUS TRACK CIRCUIT & INTER CABIN SLOTTING WITH PATNA RRI FOR UP & DN MAIN LINE. ADD MAIN ADD LOOP & STABLING LINES.
 3. ANGLE OF CROSSING ARE 1 IN 12 EXCEPT AS MENTIONED IN SIP NO.ECNS/SPIDNR/24/12010.
 4. CONTROL TELEPHONE PROVIDED AT CENTRAL PANEL CABIN.
 5. THIS SIP SUIT BE SPECIFICATION AREA.
 6. MANGNETO TELEPHONE PROVIDED IN CRANK HANDLE LOCATION BOX AND CONNECTED WITH SM PANEL.
 7. THIS SIP HAS BEEN MADE IN CONNECTION WITH PROVISION OF TWO STABLING LINES & RRI AT PATNA JN.
 8. SLOT OF RJPB TO BE TREATED AS PUNE EAST WHEREVER MENTIONED.
 9. UFSB1 BLOCK PANEL WITH HASSDACC WORKING BETWEEN PATNA EAST (RAJENDRA NAGAR) - GULZARBAGH.

EAST CENTRAL RAILWAY DANAPUR DIVISION	SR.DISTEORGNR	ASTEORGNR	SSEORGNR	PANEL SIGNALLING PLAN MACL, STD-II(R), CLASS-'B'	PATNA EAST (RAJENDRA NAGAR) (RJPB)	SR. NO. ML-29B. ECR/SIP/DNR/24/12010 ALT-V.
--	---------------	-----------	----------	--	---	---