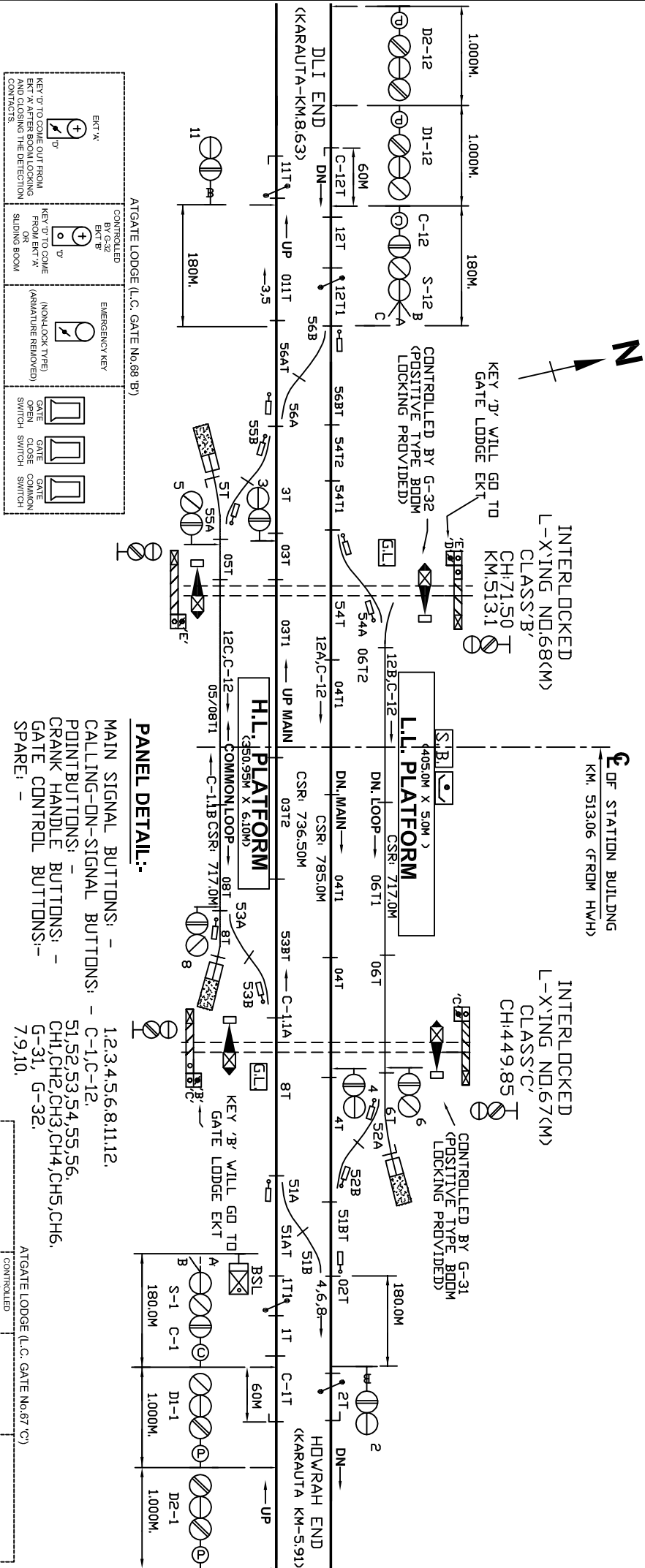


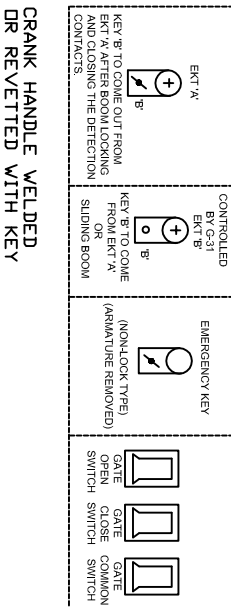
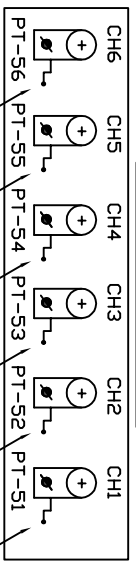
# KHUSROPUR (KOO)



**PANEL DETAIL:-**

MAIN SIGNAL BUTTONS: - 1,2,3,4,5,6,8,11,12.  
 CALLING-DN-SIGNAL BUTTONS: - C-1,C-12.  
 POINT BUTTONS: - 51,52,53,54,55,56.  
 CRANK HANDLE BUTTONS: - CH1,CH2,CH3,CH4,CH5,CH6.  
 GATE CONTROL BUTTONS:- G-31, G-32.  
 SPARE: - 7,9,10.

**CRANK HANDLES**



- NOTE:-**
1. ABSOLUTE BLOCK SYSTEM OF WORKING WITH KARAUTA AND FATUHA.
  2. ALL ANGLE OF CROSSING ARE 1 IN 12 EXCEPT AS MENTIONED IN SIP.
  3. CONTROL TELEPHONE PROVIDED AT PANEL ROOM
  4. MAGNETO TELEPHONE CONNECTED BETWEEN PANEL ROOM AND LC GATE NO 67/C & 68/B.
  5. LED LIT LAMPS TO BE USED
  6. UFSBI BLOCK PANEL WITH SSDAC PROVIDED BETWEEN KHUSROPUR-KARAUTA.
  7. SYMBOL OF UFSBI & DLBI, SSDAC & AXLE COUNTER IS UNIFORM, SD NO CHANGE MADE IN SYMBOL OF S-2,2TS-9 & 9T.
  8. ELB AND SLIDING BOOM PROVIDED AT LC GATE NO 67/C AND 68/B.
  9. ROAD SIGNAL SHALL DISPLAY RED ASPECT AT LC NO 67/C & 68/B WHEN SLIDING BOOM IS USED TO CLOSE THE ROAD TRAFFIC.

<b>E.C. RAILWAY</b>			
<b>DNR. DIVN.</b>	<b>SRJSTE/ECR/DNR</b>	<b>ASTE/ECR/DNR</b>	<b>CDW/ECR/DNR</b>
	<b>PANEL SIGNALING PLAN</b>		
	MACL, STD-II, CLASS-'B'.		
<b>KHUSROPUR (KOO)</b>			
SR. NO. ML-24	ECR/SIP/DNR/102/2011	ALT-VII	