

East Central Railway
Signal & Telecommunication Department

File no. ECR/S&T/Corres./Con/Div/2023 | 2558
Computer no. 254707

Dated 21.02.2024

CSTE/Works/ECR, CSTE/D&D/ECR & CCE/ECR
CSTE/Con/South & North/MHX
Sr.DSTE/DHN/DDU/DNR/SEE & SPJ

Signal Policy - 03/2024


Sub:-Standard Template for Signal Number plate in ECR

Ref:- Sr.DSTE/DHN note on e-office dated 18.12.2023

The format of Signal Number Plate for use in all signaling Installations in ECR has been standardised. A template for the signals on the left hand side (LHS) and right hand side(RHS) of the track is enclosed herewith. Specific instructions given in the note of the template should be taken care of designing the Signal Number Plate.

This is issued with the approval of PCSTE/ECR

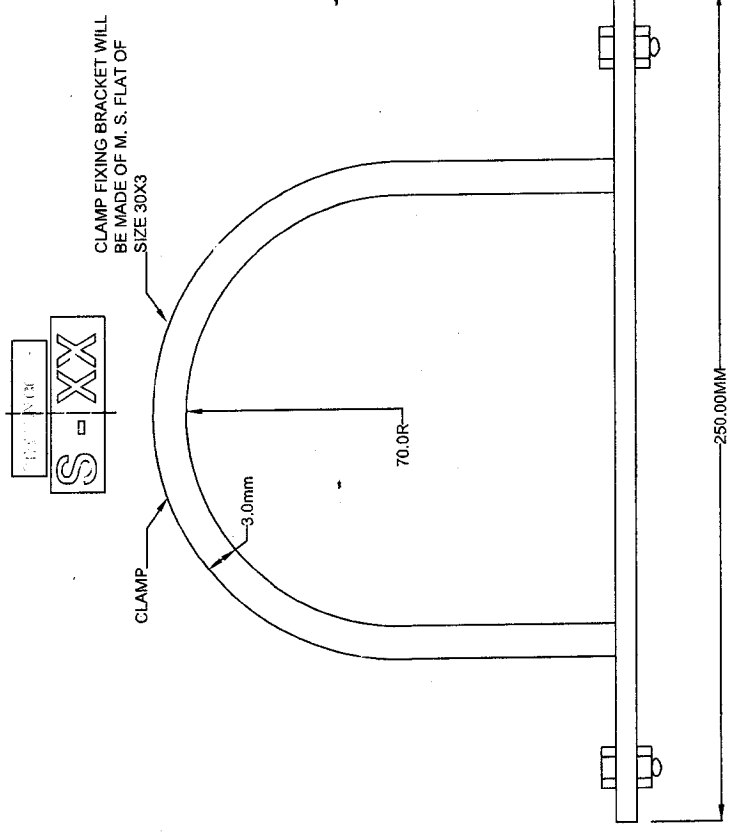
DA:- As above (02 Pages)


(D.K.Chand)
Dy.CSTE/Signal/HQ
For GM(S&T)/ECR

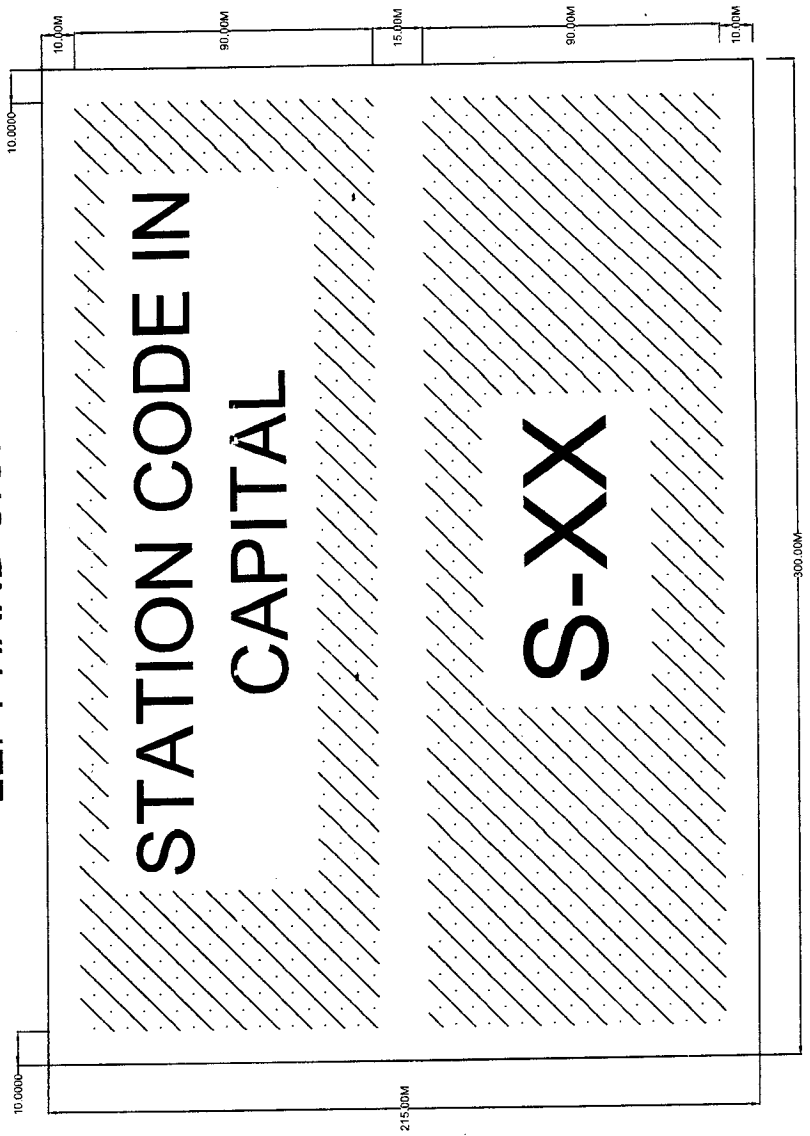
Copy for kind information & n/a to :-

- (1) GM/S&T/RVNL/Patna
- (2) GM/S&T/IRCON/Patna

CLAMP FOR MAIN SIGNAL

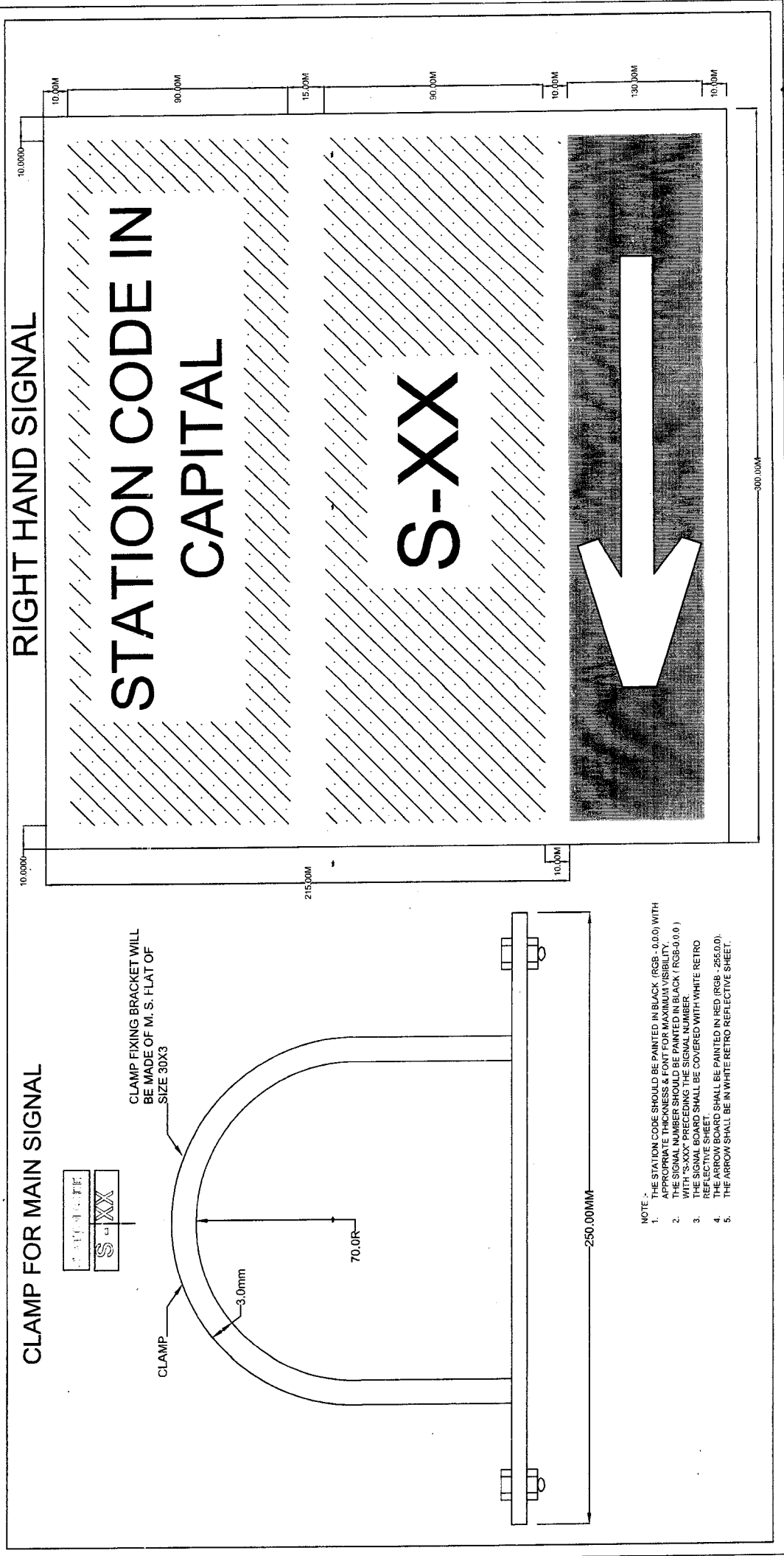


LEFT HAND SIGNAL



- NOTE:
1. THE STATION CODE SHOULD BE PAINTED IN BLACK (RGB-0,0,0) WITH APPROPRIATE THICKNESS & FONT FOR MAXIMUM VISIBILITY.
 2. THE SIGNAL NUMBER SHOULD BE PAINTED IN BLACK (RGB-0,0,0) WITH 'S-XXX' PRECEDING THE SIGNAL NUMBER.
 3. THE SIGNAL BOARD SHALL BE COVERED WITH WHITE RETRO REFLECTIVE SHEET.

Dr. K. Chand
 21/02/24
 (D.K. CHAND)
 Dy. C.E. / Signal / HQ



Oveland
 21/02/2014
 (D.K. CHAND)
 No. CSRE Signal (H)