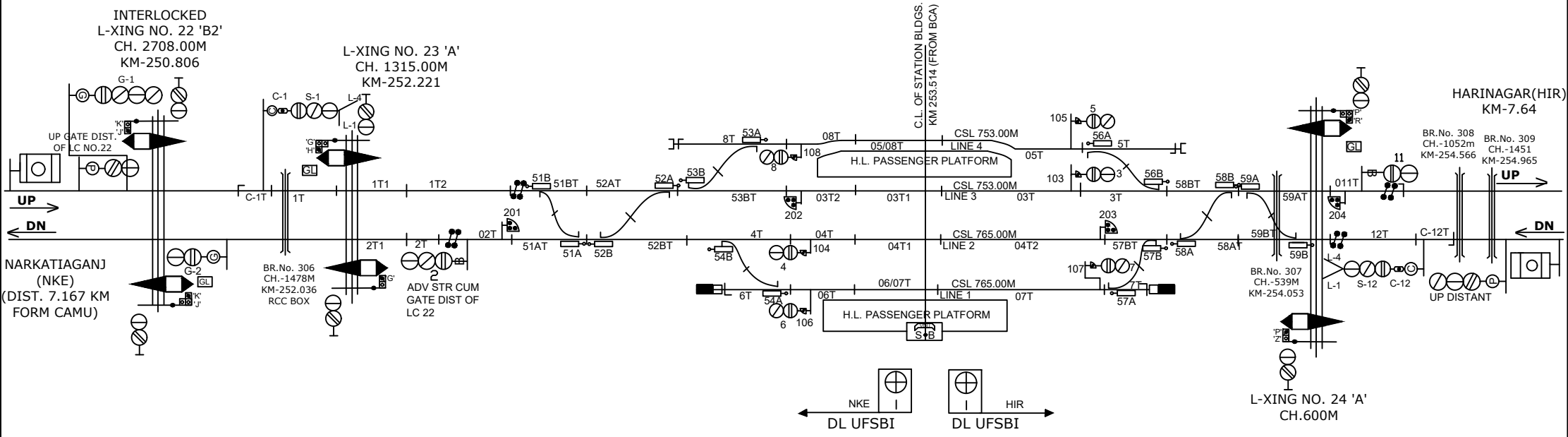
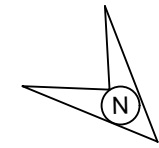
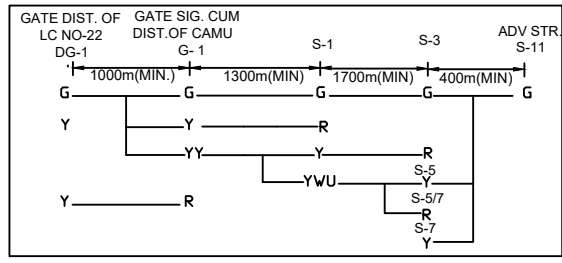


CHAMUA STATION

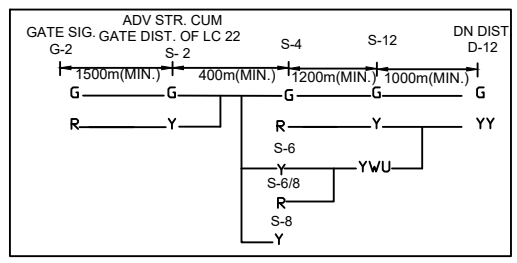
चमुआ स्टेशन



UP ASPECT CONTROL CHART →



← DN ASPECT CONTROL CHART



CONNECTED WITH LC GATE No. 22 'B2' AND 23 'A' BETWEEN CAMU-NKE

MEGNETO PHONE AT LC GATE No. 24 'A', 25 'C' BETWEEN CAMU-HIR

CLASS OF STATION : B
STD OF SIG & INTERLOCKING: STD-II

EAST CENTRAL RAILWAY
SAMASTIPUR DIVISION

(E.I)
STATION WORKING RULE DIAGRAM
MACL, STD-II, CLASS 'B'

CHAMUA

SWRD NO.-