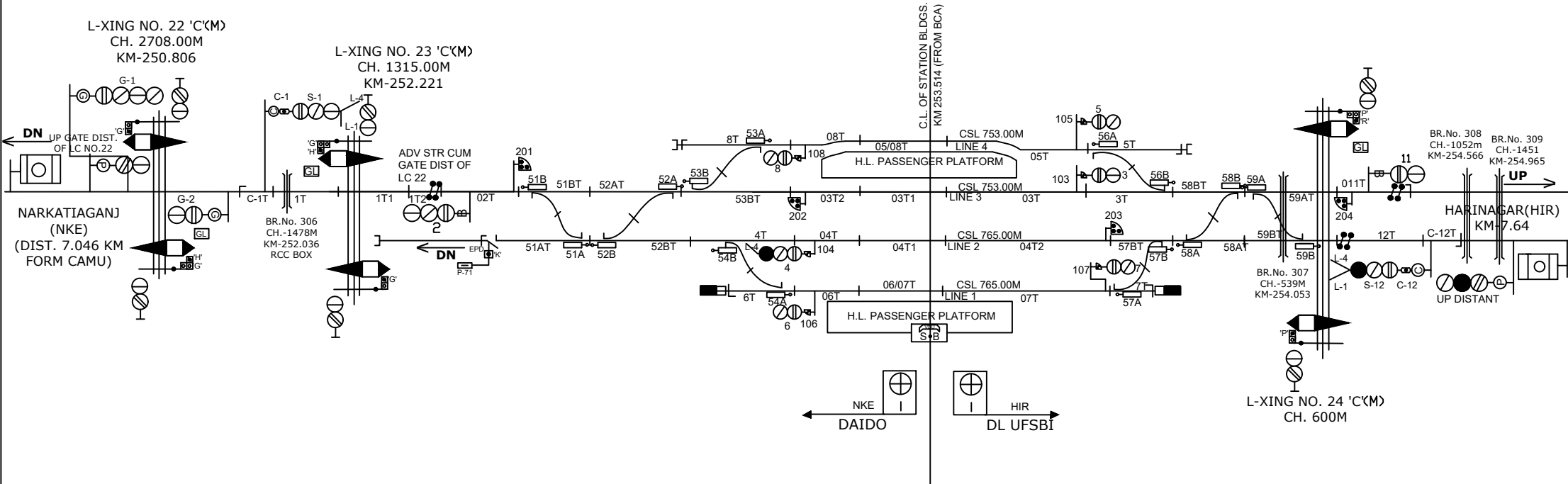
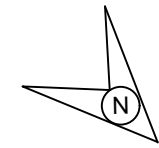


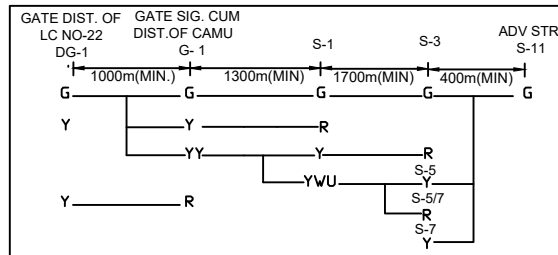
# CHAMUA STATION

## चमुआ स्टेशन

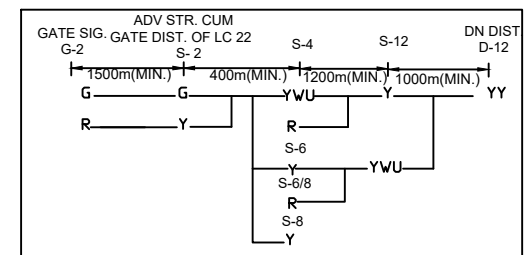
# CAMU DOUBLING PH-1



UP ASPECT CONTROL CHART →



← DN ASPECT CONTROL CHART



CONNECTED WITH LC GATE No. 22 'C' AND 23'C' BETWEEN CAMU-NKE

MEGNETO PHONE AT LC GATE No. 24 'C', 25 ;'C' BETWEEN CAMU-HIR

CLASS OF STATION : B  
STD OF SIG & INTERLOCKING: STD-II

EAST CENTRAL RAILWAY  
SAMASTIPUR DIVISION

(E.I)  
STATION WORKING RULE DIAGRAM  
MACL, STD-II, CLASS 'B'

CHAMUA

SWRD NO.-