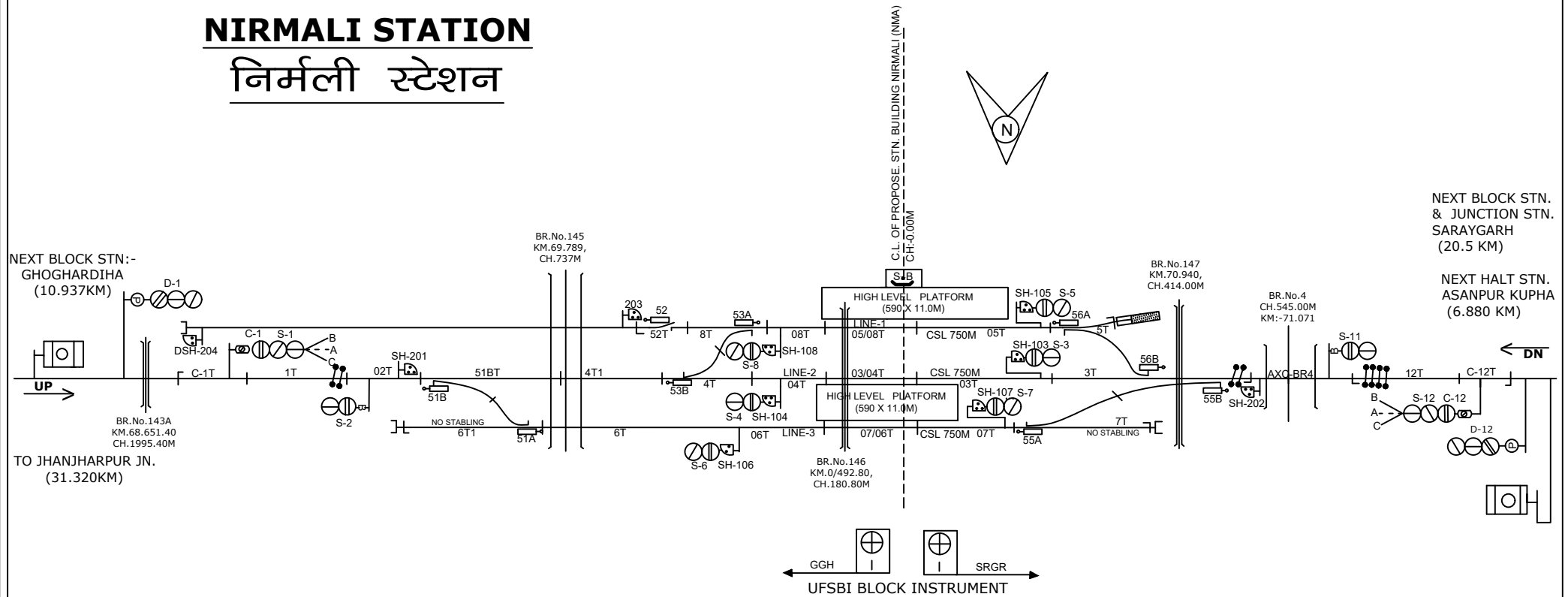


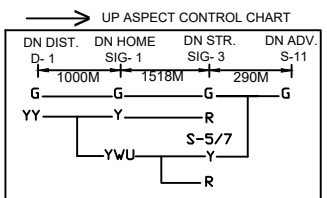
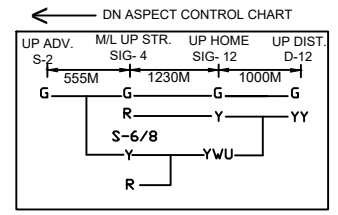
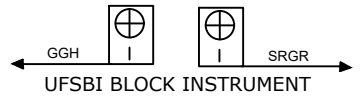
# NIRMALI STATION

## निर्मली स्टेशन



NEXT BLOCK STN. & JUNCTION STN. SARAYGARH (20.5 KM)  
 NEXT HALT STN. ASANPUR KUPHA (6.880 KM)

NEXT BLOCK STN:- GHOGHARDIHA (10.937KM)  
 TO JHANJHARPUR JN. (31.320KM)



CLASS OF STATION : B  
 STD OF SIG & INTERLOCKING: STD-II®

EAST CENTRAL RAILWAY SAMASTIPUR DIVISION	Sr.DSTE/SPJ	DSTE/SPJ	SSE/SIG/SPJ	CENTRAL CONTROL (E.I.) STATION WORKING RULE DIAGRAM MACL, STD-II® CLASS 'B'	NIRMALI निर्मली	SWRD NO.-
						DY.CSTE/CON/SPJ 2021(R.D.)/09
				TO SUIT SIP NO. ECR/SIP/SPJ-NMA/379/2021 ALT-A2		