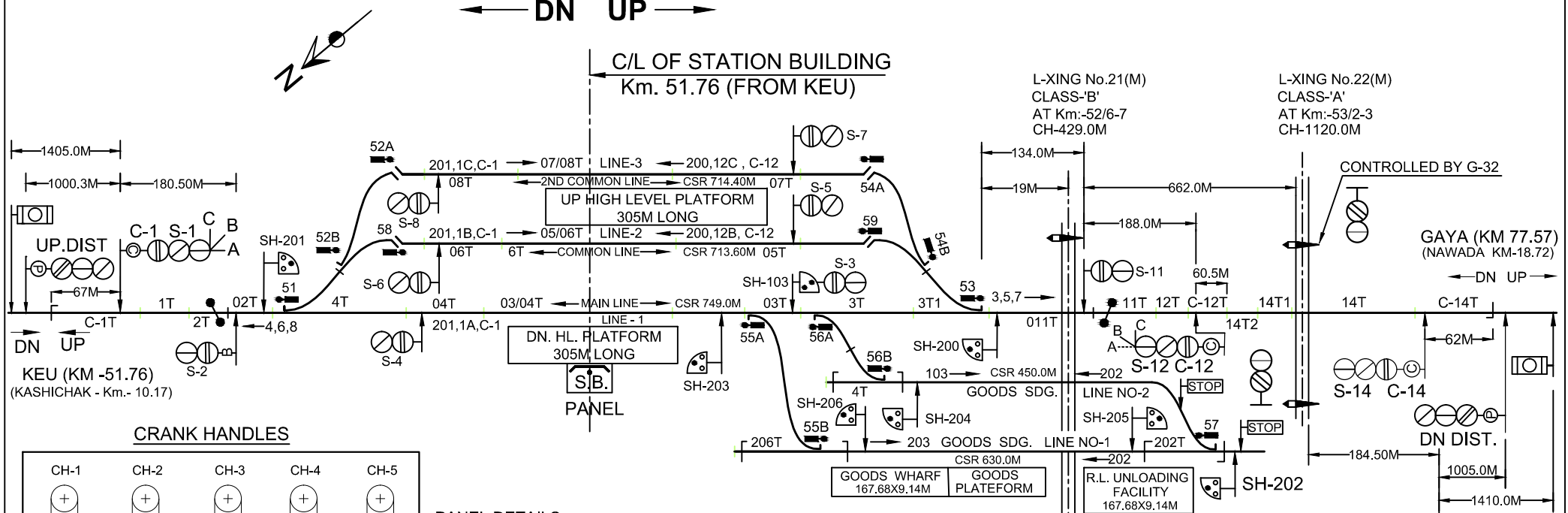


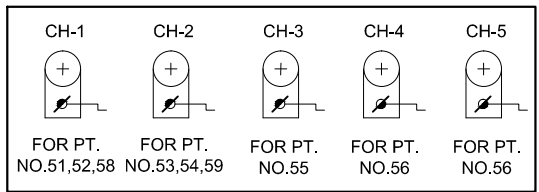
WARISALE GANJ (WES)

← DN UP →

C/L OF STATION BUILDING
Km. 51.76 (FROM KEU)



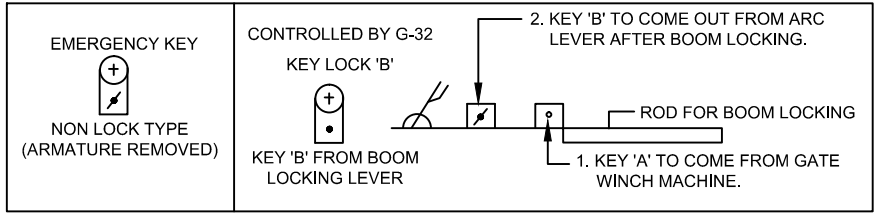
CRANK HANDLES



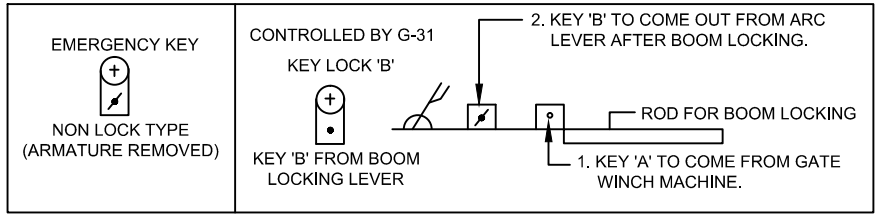
PANEL DETAILS :-

- MAIN SIGNAL BUTTONS:- 1,2,3,4,5,6,7,8,11,12,14.
- CALLING - ON SIGNAL BUTTONS :- C-1, C-12,C-14
- POINT BUTTONS:- 51,52,53,54,55,56,57,58,59.
- CRANK HANDLE BUTTONS:- CH-1,CH-2,CH-3,CH-4,CH-5.
- GATE CONTROL BUTTONS:- G-31 & G-32.
- SHUNT SIGNAL BUTTONS:- 103,200,201,202,203,204,205,206.

AT GATE LODGE



AT GATE LODGE



NOTE:-

- ABSOLUTE BLOCK SYSTEM OF WORKING WITH NAWADA & KASHICHAK.
- NEAL'S TOKEN BLOCK INSTT. PROVIDED AT SM'S OFFICE WORKING WITH NAWADA & KASHICHAK.
- BLOCK PROVING AXLE COUNTER PROVIDED BETWEEN NEAL'S TOKEN BLOCK INSTRUMENTS
- CONTROL TELEPHONE PROVIDED AT SM,S PANEL.
- MAGNETO TELEPHONE CONNECTED BETWEEN SM TO LC 21 'B' & LC 22 'A'.
- ANGLE OF X-ING ARE MARKED.
- AS PER SEM PART-II PARA 17.13.3.3 THE INSULATED RAIL JOINT SHALL BE INSTALLED AT LEAST ONE RAIL LENGTH IN ADVANCE OF THE CONCERNED SIGNAL.
- LED LIT SIGNALS PROVIDED.

E.C. RAILWAY DNR DIVN.				PANEL SIGNALLING PLAN MACL. STD-II(R), CLASS-'B'	WARISALE GANJ (WES)	SR. NO.-KG -5 ECR/SIP/DNR/313/ 2010/ALT-V
	SR.DSTE/ECR/DNR	ASTE/ECR/DNR	SSE/ECR/DNR			