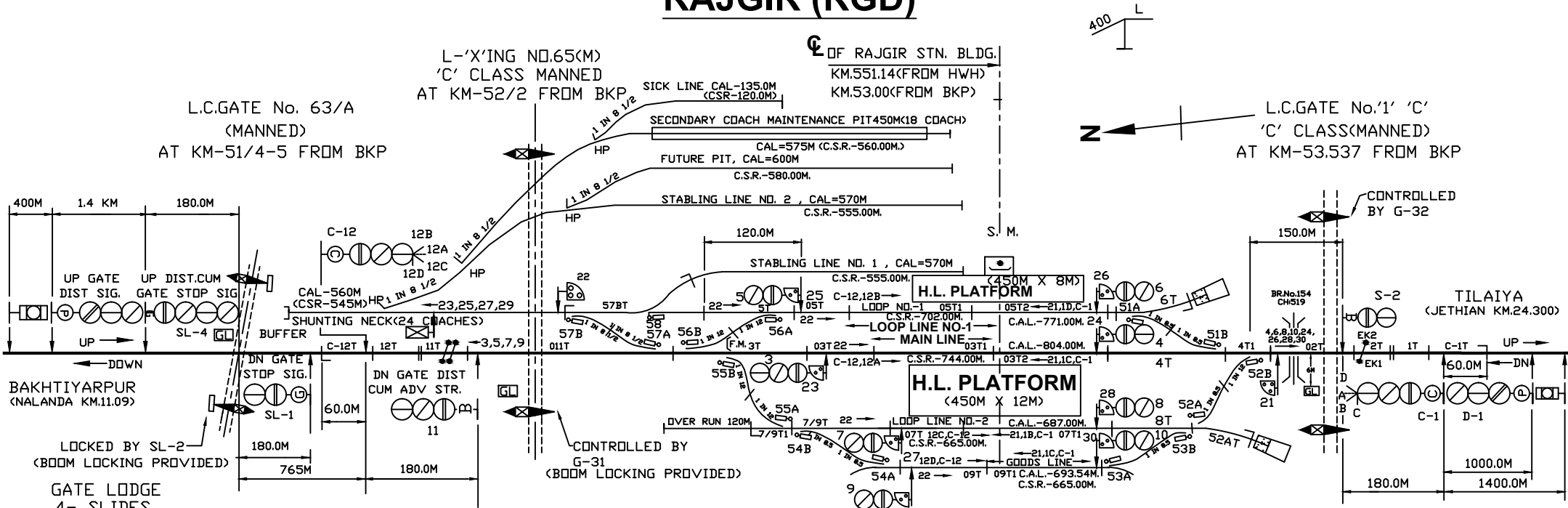
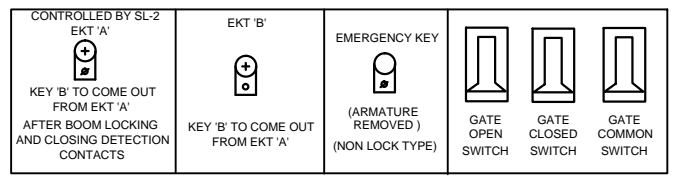


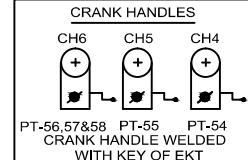
RAJGIR (RGD)



AT GATE LODGE OF LC GATE NO.-63'A'

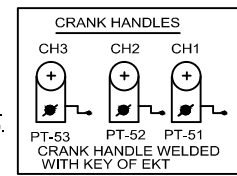


AT LOC-1

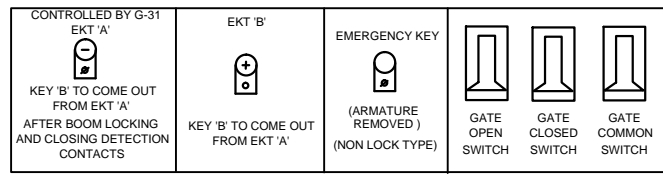


MAIN SIGNAL BUTTONS:- 1,2,3,4,5,6,7,8,9,10,11,12.
 CALLING-ON-BUTTONS:- C-12,C-1
 POINT CONTROL BUTTONS:- 51,52,53,54,55,56,57,58.
 GATE CONTROL BUTTONS:- G-31,G-32.
 CRANK HANDLE BUTTONS:- CH1,CH2,CH3,CH4,CH5,CH6.
 SHUNT SIGNAL BUTTONS:- 21,22,23,24,25,26,27,28,29,30.

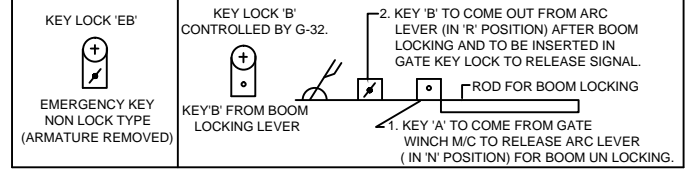
AT LOC-2



AT GATE LODGE OF LC GATE NO.-65'C'



AT GATE LODGE OF LC NO. 1'C'.



NOTE:-

1. ABSOLUTE BLOCK SYSTEM OF WORKING WITH NALANDA & JETHIAN STN.
2. UFSBI BLOCK PANEL WITH SSDAC WORKING BETWEEN RGD-NLD.
3. ANGLE OF 'X'-INGS ARE INDICATED.
4. TELEPHONE CONNECTIONS:-
 i) CNL TELEPHONE PROVIDED WITH PANEL CABIN.
 ii) MAGNETO TELEPHONE PROVIDED AT PANEL CABIN, LOC-1, LOC-2 & GL OF LC. 65 & 63.
5. LED LAMP TO BE USED.
6. AXLE COUNTER PROVIDED FOR LAST VEHICLE VERIFICATION & INTERLOCKED WITH BLOCK INSTRUMENT.
7. UFSBI BLOCK PANEL WITH SSDAC WORKING BETWEEN RGD-JETHIAN.
8. THE SIGNALLING INSTALLATION IS BSUITABLE TO 25 KV AC TRACTION.

E.C. RAILWAY
DNR. DIVN.

SR/DSTE/ECR/DNR	DSTE/ECR/DNR	SSE/DRG/DNR
-----------------	--------------	-------------

PANEL
 SIGNALLING PLAN
 MACL, STD-II(R), CLASS-'B'.

RAJGIR (RGD)

SR. NO. BR-7,
 ECR/SIP/DNR/300/2004
 ALT-IV