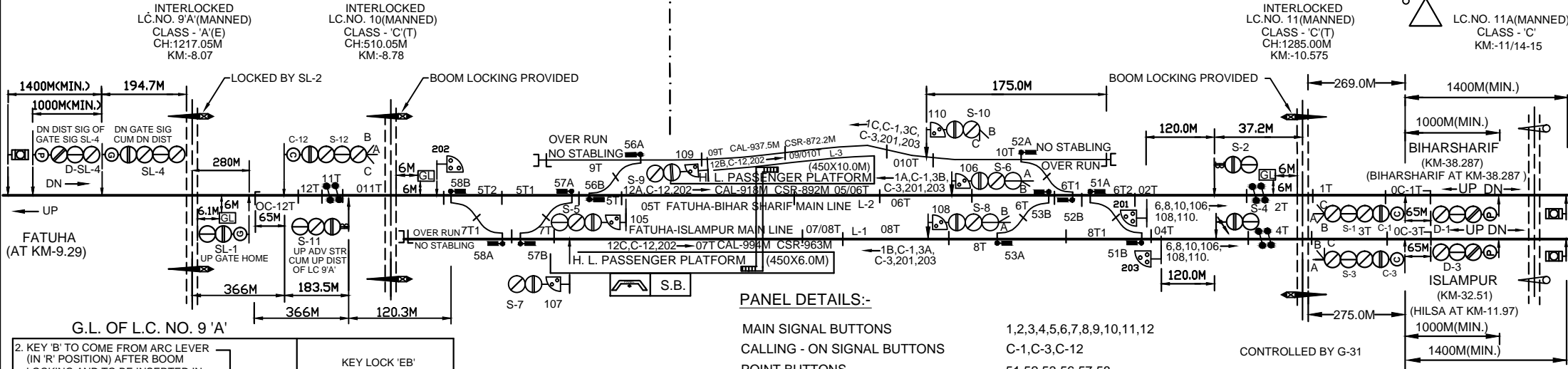
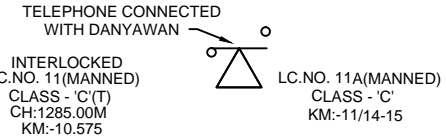



# DANIYAWAN (DHWN)




☐ OF STATION BUILDING  
AT KM-9.29 (FROM FATUHA)

G.L. OF L.C. NO. 11



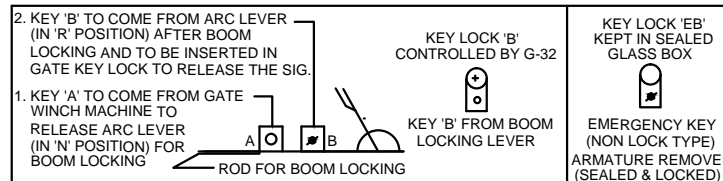
**PANEL DETAILS:-**

- MAIN SIGNAL BUTTONS 1,2,3,4,5,6,7,8,9,10,11,12
- CALLING - ON SIGNAL BUTTONS C-1,C-3,C-12
- POINT BUTTONS 51,52,53,56,57,58.
- CRANK HANDLE CONTROL BUTTONS CH-1,CH-2,CH-3,CH-6,CH-7,CH-8.
- L-'X' ING GATE CONTROL BUTTONS G-31,G-32.
- SHUNT SIGNAL BUTTONS 105,106,107,108,109,110,201,202,203.

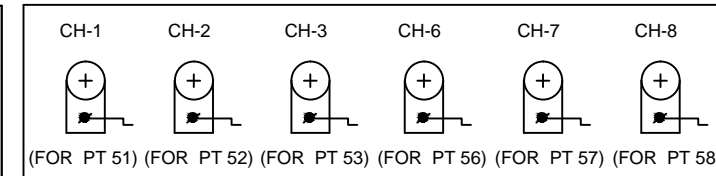


- NOTE:-**
1. ABSOLUTE BLOCK SYSTEM OF WORKING WITH HILSA,BEHS & FATUHA STN.
  2. SINGLE LINE UFSBI BLOCK WORKING WITH HILSA,BEHS & FATUHA STN. LOCATED AT PANEL ROOM.
  3. MAGNETO TELEPHONE PROVIDE BETWEEN PANEL ROOM & LC GATE No. 9'A, 10 'C', 11 'C' & 11A 'C', 1 'C', 2 'C' & 3 'C'.
  4. ALL ANGLE OF X-ING ARE 1 IN 12 EXCEPT AS MENTIONED.
  5. CONTROL TELEPHONE PROVIDED AT PANEL ROOM.
  6. LED SIGNAL PROVIDED FOR ALL MACL SIGNALS.
  7. AXLE COUNTER PROVIDED WITH FOR LAST VEHICLE VERIFICATION & INTERLOCKED WITH BLOCK INSTRUMENT.
  8. LOCKING ARRANGEMENT OF BOOM LOCK LEVER TO BE IN CONFORMITY WITH ER DRG. No. SI 06678 DT. 19.11.99.
  9. DEAD APPROACH LOCKING PROVIDED AT LC No. 10 'C' & 11 'C' WITH 60 SEC. TIME DELAY VIDE RB LT. No. 2000/SAFETY (A&R)/19/39/PT-II DT. 10.06.2014.

G.L. OF L.C. NO. 10



AT PANEL ROOM



ALL CRANK HANDLE WELDED WITH KEY

EAST CENTRAL RAILWAY DANAPUR DIVISION				PANEL SIGNALLING PLAN MACL, STD-II(R), CLASS-'B'.	<b>DANIYAWAN (DHWN)</b>	SR. NO. FI-1
	SR.DSTE/ECR/DNR	DSTE/ECR/DNR	SSE/DRG/DNR			ECR/SIP/DNR/506/2012 ALT-IV