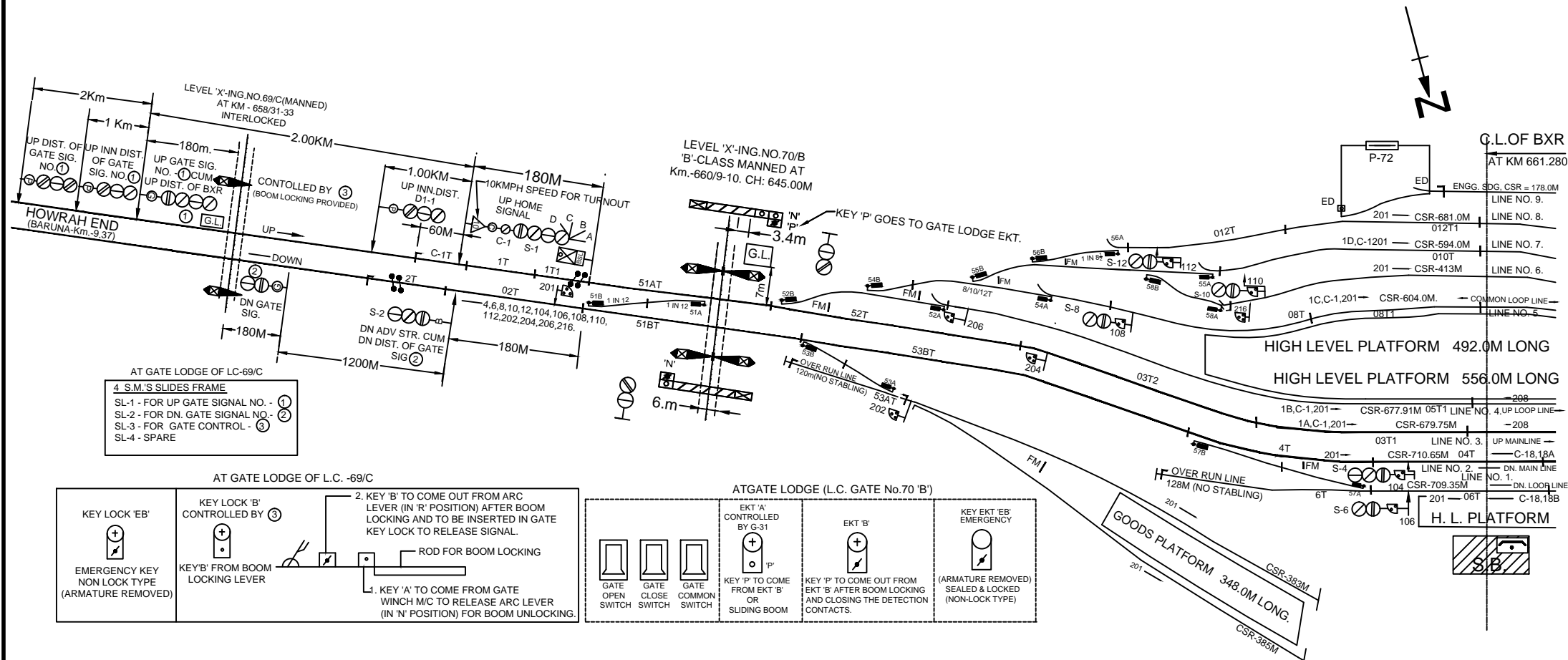


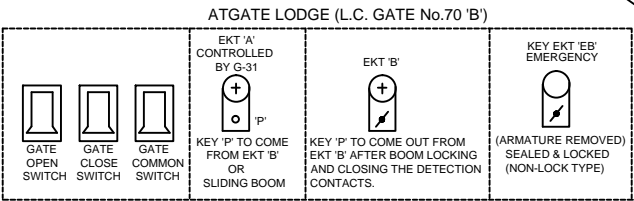
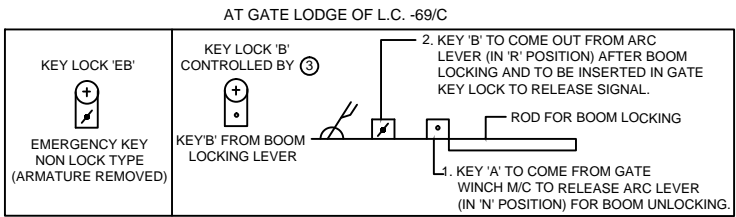
# BUXAR (BXR)



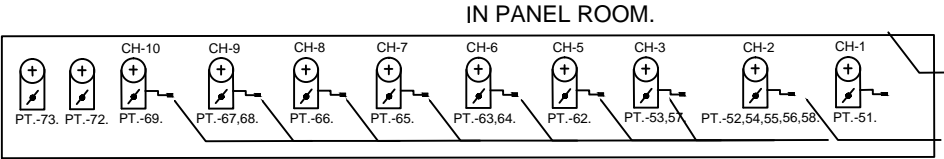
AT GATE LODGE OF LC-69/C

4 S.M.'S SLIDES FRAME

- SL-1 - FOR UP GATE SIGNAL NO. - ①
- SL-2 - FOR DN. GATE SIGNAL NO. - ②
- SL-3 - FOR GATE CONTROL - ③
- SL-4 - SPARE



- NOTE:-**
1. ABSOLUTE BLOCK SYSTEM OF WORKING WITH CHAUSA AND BARUNA
  2. CONTROL TELEPHONE PROVIDED IN PANEL ROOM.
  3. MAGNETO TELEPHONE PROVIDED AT PANEL ROOM, LC GATE No 70/B, LC GATE No 72/B, LC GATE No 73/B & LC GATE No. 69/C.
  4. ALL ANGLE OF CROSSING ARE 1 IN 8.5 EXCEPT THOSE MENTIONED.
  5. LED SIGNAL PROVIDED FOR ALL MACL SIGNALS.
  6. UFSBI SM PANEL & BPAC (SSDAC) BETWEEN BUXAR AND CHAUSA IN UP & DN LINES.
  7. SLIDING BOOM PROVIDED AT LC GATE No. 70 'B' AT KM 660/9-10. & LC No.72 'B' AT KM 662/2
  8. MOTOR OPERATED ELECTRICAL LIFTING BARRIER AT LC GATE No. 70 'B' AT KM 660/9-10.
  9. UFSBI SM PANEL WITH HASSDAC) PROVIDED BETWEEN BUXAR BARUNA.
  10. ROAD SIGNAL AT LC NO 72'B' SHALL DISPLAY RED ASPECT WHEN SLIDING BOOM IS USED TO CLOSE THE ROAD TRAFFIC.



CRANK HANDLE WELDED OR CHAINED WITH KEY

EAST CENTRAL RAILWAY				PANEL SIGNALLING PLAN	<b>BUXAR (BXR)</b>	SR. NO. ML-46A
DANAPUR DIVISION	SR.DSTE/ECR/DNR	ASTE/ECR/DNR	SSE/ORG/DNR	MACL, STD-III(R), CLASS-'B'.		ECR/SIP/DNR/079/2007 ALT-XI