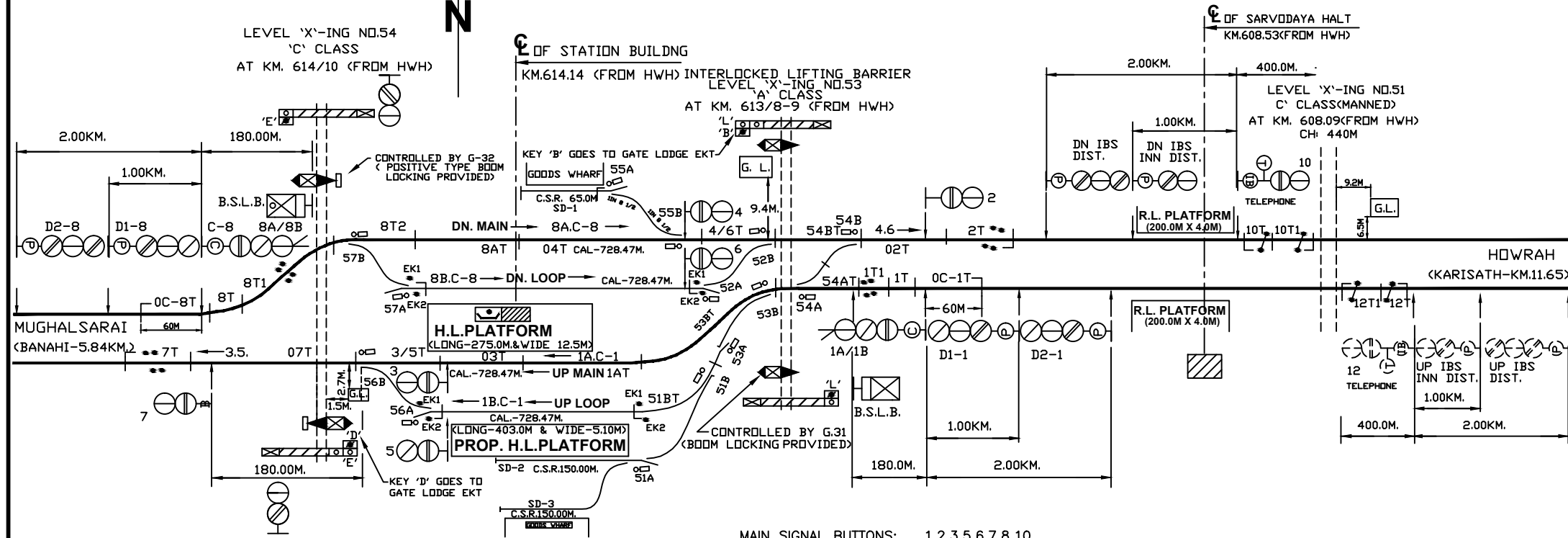
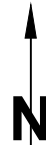
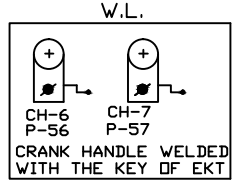
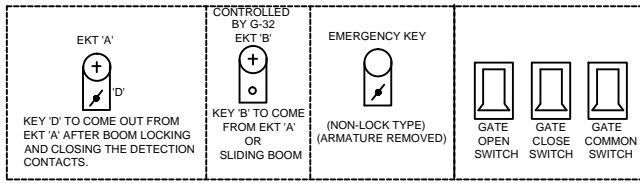


BIHIYA (BEA)

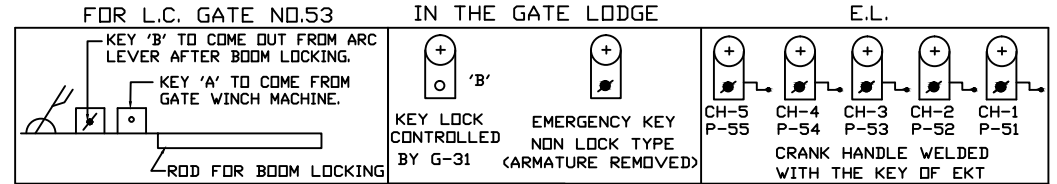


AT GATE LODGE (L.C. GATE No.54 'C')



MAIN SIGNAL BUTTONS: 1,2,3,5,6,7,8,10.
 CALLING ON SIG.BUTTONS: C-1,C-8.
 POINT BUTTONS: 51,52,53,54,55,56,57.
 GATE CONTROL BUTTON: G-31, G-32
 CRANK HANDLE BUTTONS: CH1 TO CH7.

- NOTE:-
1. ABSOLUTE BLOCK SYSTEM OF WORKING WITH KARISATH AND BANAHI.
 2. CONTROL TELEPHONE PROVIDED AT PANEL CABIN.
 3. MAGNETO TELEPHONES CONNECTED WITH PANEL CABIN, LC No.53 & 54/C, WLH, ELH AND LC GATE No.51/C & 52/C (BETWEEN BEA & KRS).
 4. ANGLE OF 'X'-INGS ARE INDICATED.
 5. SLIDING BOOM PROVIDED AT LC GATE No. 53/A AT KM. 613/8-9 & LC GATE No. 54/C AT KM 614/10.
 6. UFSBI BLOCK PANEL WITH HASSDAC WORKING BETWEEN BIHIYA - KARISATH.
 7. UFSBI BLOCK PANEL WITH HASSDAC WORKING BETWEEN BIHIYA - BANAHI.
 8. MOTOR OPERATED ELECTRICAL LIFTING BARRIER PROVIDED AT L.C NO. 54'C AT KM 614/10.
 9. ROAD SIGNAL SHALL DISPLAY RED ASPECT AT LC GATE NO. 54'C AT KM 614/10. WHEN SLIDING BOOM IS USED TO CLOSE THE ROAD TRAFFIC.



EAST.CENTRAL RAILWAY DANAPUR DIVISION	PANEL SIGNALLING PLAN MACL, STD-III(R), CLASS-'B'			BIHIYA (BEA)	SR. NO. ML-40. ECR/SIP/DNR/085 ALT-X.
	SR.DSTE/ECR/DNR	DSTE/ECR/DNR	SSE/DRG/DNR		