

R.B.E.No.11/2019



PCPO's SI.Lt.No.15/2019

No.E/138/O/ECR/HJP

Dated:05.02.2019

1. CAO(Con.)/उत्तर एवं दक्षिण/पटना।
2. सभी PHOD/CHOD, पू.म.रे./हाजीपुर।
3. DRM/पूमरे/मुगलसराय, दानापुर, धनबाद, सोनपुर एवं समस्तीपुर।
4. मुख्य कार्मिक अधिकारी/प्रशासन/पूम.रे./हाजीपुर
5. मुख्यालय के सभी कार्मिक अधिकारी।
6. CWM/पीडी/मुगलसराय, यांत्रिक कारखाना/समस्तीपुर, समाडि/हरनौत।
7. Sr.DPO/पूम.रे./मुगलसराय, दानापुर, धनबाद, सोनपुर, एवं समस्तीपुर।
8. उप महाप्रबंधक/विधि/पटना।
9. प्राचार्य/क्षेत्रीय रेल प्रशिक्षण संस्थान/मुजफ्फरपुर एवं भूली।
10. सभी मुकार्याधी/कार्याधी/पूम.रे./हाजीपुर।

विषय : Central Government Employees Group Insurance Scheme, 1980 -
Table of Benefits for the Savings Fund fro the period from 01.10.2018
to 31.12.2018.

संदर्भ : Railway's Boards letter's No.PC-III/2000/GIS/2 Dated 14.01.2019

विषयांकित से संबंधित संदर्भित पत्र की छायाप्रति सूचना, मार्गदर्शन एवं अग्रेत्तर आवश्यक कार्रवाई हेतु प्रेषित की जा रही है।

A copy of above referred letter on the subject matter is being forwarded herewith for information guidance and needful onward action please

संलग्नक : यथोपरि।

DA : As above.

(पंकज कुमार)
वकाधि/एम.पी.पी
कृते महाप्रबंधक (कार्मिक) हाजीपुर

प्रतिलिपि सूचनार्थ, मार्गदर्शन एवं आवश्यक कार्रवाई हेतु प्रेषित :-

1. महासचिव/ईसीआरकेयू/पूमरे/हाजीपुर।
2. महासचिव/एस0.सी0./एस0.टी0. एशोसिएशन/पूमरे/हाजीपुर।
3. वकाधि (एम.पी.पी) पूमरे/हाजीपुर। कृपया इसे नेट पर अपलोड कराने की व्यवस्था करें।
4. महासचिव/ओ.बी.सी. एशोसिएशन/पूमरे/हाजीपुर।

08/IT
Please upload
Date
18/2


भारत सरकार (प्रशासन) का
पुस्तक-संख्या रेल, डाक

10 JAN 2019

भारत सरकार/Government of India
रेल मंत्रालय/Ministry of Railways
रेलवे बोर्ड/Railway Board

064173
22 JAN 2019

रेलवे बोर्ड का पत्र प्रारंभ सं. ४५
No. PC-III/2000/GIS/2
२२/११९



RBE No: 11 /2019
dated 14/01/2019.

The General Managers/Director General,
All Indian Railways/Production Units etc.,
(As per Standard Mailing List)

E. C. Railway, Hasipur


Subj:- Central Government Employees Group Insurance Scheme, 1980 –
Table of Benefits for the Savings Fund for the period from 01-10-2018
to 31-12-2018.

The Table of Benefits under CGEGIS-1980 for the period 01-07-2018 to 30-09-2018
issued by Ministry of Finance vide their OM dated 04-09-2018 was circulated to Zonal
Railways/Production Units etc. vide Board's letter of even no. dated 14-09-2018.

In continuation of Board's letter ibid, a copy of Ministry of Finance's OM No.
7(2)/EV/2016 dated 10-12-2018 circulating Tables of benefits for the period from 01-10-2018 to
31-12-2018 is enclosed herewith for information and necessary action.

DA: As above

PFA
PCPO
ALL DRMs
13/17



(U.K. Tiwari)
Joint Director, Pay Commission

No. PC-III/2000/GIS/2

dated 14/01/2019.

Copy forwarded to Dy. Comptroller & Auditor General of India (Railways), New Delhi.

For Financial Commissioner, Railways

dated 14/01/2019.

No. PC-III/2000/GIS/2

Copy forwarded to :-

1. PFAs, All Indian Railways, PUs, NFR(Const)
2. The DG, National Academy of Indian Railways, Vadodara.
3. The General Manager, CORE/Allahabad
4. The Director General, RDSO, Lucknow,
5. The General Manager and FA&CAO, Metro Railway
6. The CAO and FA&CAO, COFMOW/New Delhi
7. The CAO(Const), MTP(R)/Mumbai
8. The CAO(MTP(R) Chennai
9. The Director, CAMTECH/Gwalior

Routing

मुकाबिले
मुकाबिले प्रशा
मुकाबिले/आईआर
उप मुकाबिले/राज
उप मुकाबिले/मा
उप मुकाबिले/आईआर
मुकाबिले MPP
सकाबिले
विधि अधिकारी

OS/Rules
23/1/19
23/1/19
23/1/19

.....2/-

भारत सरकार
रेल मंत्रालय
(रेलवे बोर्ड)

रे.बो.स्था.सं./1/2019

संख्या पी.सी.3/2000/जी.आई.एस/2

दिनांक: 14/01/2019


महाप्रबंधक
सभी क्षेत्रीय रेलें एवं
उत्पादन इकाइयों

विषय : केन्द्रीय सरकार कर्मचारी सामूहिक बीमा योजना-1980, दिनांक 01.10.2018 से 31.12.2018 तक की अवधि की बचत निधि के लिये लाभों की तालिका।

वित्त मंत्रालय के दिनांक 04.09.2018 के कार्यालय ज्ञापन द्वारा जारी 01.07.2018 से 30.9.2018 की अवधि के लिए सीजीईजीआईएस-1980 के अंतर्गत लाभों की तालिका बोर्ड के दिनांक 14.09.2018 के समसंख्यक पत्र के तहत क्षेत्रीय रेलों/उत्पादन इकाइयों आदि को परिपित्रित की गई थी।

इस मंत्रालय के उपरोक्त पत्र के क्रम में वित्त मंत्रालय के कार्यालय ज्ञापन संख्या: 7(2) ई/V/2016 दिनांक 10.12.2018 जिसके द्वारा 01.10.2018 से 31.12.2018 तक की अवधि की बचत निधि के लिए लाभों की तालिका जारी की गई है, आपके सूचनार्थ एवं आवश्यक कार्यवाही हेतु भेजी जा रही है।

संलग्नक: उपरोक्त



(Handwritten signature)

(यू.के.तिवारी)

संयुक्त निदेशक, वेतन आयोग
रेलवे बोर्ड

152

No. 7(2)/EV/2016
Government of India,
Ministry of Finance,
Department of Expenditure

New Delhi, the 10 December, 2018

OFFICE MEMORANDUM

**Sub: Central Government Employees Group Insurance Scheme-1980 -
Tables of Benefits for the savings fund for the period from
01.10.2018 to 31.12.2018.**


The Tables of Benefits for Savings Fund to the beneficiaries under the Central Government Employees Group Insurance Scheme-1980, which are being issued on a quarterly basis from 01.01.2017 onwards, as brought out in this Ministry's OM of even number dated 17.03.2017, for the quarter from 01.10.2018 to 31.12.2018, as worked out by IRDA based on the interest rate of 8% per annum (compounded quarterly) as notified by the Department of Economic Affairs as per their Resolution No. 5(1)-B(PD)/2018 dated 04.10.2018, are enclosed.

The Tables enclosed are of two categories as per the existing practice. As hitherto, the first Table of Benefits for the savings fund of the scheme is based on the subscription of Rs. 10 p.m. from 1.1.1989 to 31.12.1989 and Rs. 15 p.m. w.e.f. 1.1.1990 onwards. The second Table of Benefits for savings fund is based on a subscription of Rs. 10 p.m. for those employees who had opted out of the revised rate of subscription w.e.f. 1.1.1990.

While these orders are in respect of Table of Benefits for the period from 01.10.2018 to 31.12.2018, the Tables already issued for the first quarter, second quarter and third quarter i.e. for the period 01.01.2018 to 30.09.2018 are also reproduced for the sake of convenience and consolidation.

In their application to the employees of Indian Audit and Accounts Department, these orders are issued after consultation with the Comptroller & Auditor General of India.

Hindi version of these orders is attached.


(Amar Nath Singh)
Director

To

1. All Ministries/Department of the Central Government as per standard list.
2. Copy with spare copies for information and necessary action to C&AG, UPSC, all State Government etc. as per standard list.
3. NIC, Department of Expenditure - for uploading the same on the website of Ministry of Finance, Department of Expenditure.

CENTRAL GOVERNMENT EMPLOYEES GROUP INSURANCE SCHEME 1980
 Contribution @ Rs. 10/- throughout
 Accumulated value of contribution from 1st January of year of Entry to the month and year of cessation

Year of Entry	Year of cessation of membership - 2018											
	Month of cessation of membership											
	Jan	Feb	Mar	Apr	May	Jun	Jul	Aug	Sep	Oct	Nov	Dec
1982	27808.01	27990.03	28173.19	28357.50	28542.97	28729.61	28917.42	29106.42	29296.60	29497.63	29699.98	29903.6
1983	24861.78	25025.26	25189.76	25355.29	25521.87	25689.49	25858.17	26027.92	26198.73	26379.23	26560.93	26743.8
1984	22204.27	22351.01	22498.68	22647.28	22796.82	22947.29	23098.71	23251.09	23404.42	23566.42	23729.50	23893.6
1985	19819.71	19951.44	20084.01	20217.41	20351.65	20486.74	20622.68	20759.47	20897.12	21042.52	21188.88	21336.2
1986	17678.46	17796.72	17915.73	18035.48	18155.99	18277.26	18399.29	18522.09	18645.66	18776.14	18907.49	19039.7
1987	15759.54	15865.72	15972.58	16080.10	16188.31	16297.19	16406.76	16517.02	16627.97	16745.09	16862.99	16981.6
1988	14047.70	14143.11	14239.12	14335.73	14432.96	14530.79	14629.25	14728.32	14828.01	14933.21	15039.11	15145.7
1989	12499.22	12584.88	12671.09	12757.83	12845.13	12932.97	13021.37	13110.32	13199.83	13292.25	13389.29	13484.96
1990	11121.00	11197.99	11275.46	11353.43	11431.88	11510.83	11590.28	11670.22	11750.67	11835.49	11920.87	12006.78
1991	9895.79	9965.07	10034.78	10104.94	10175.54	10246.58	10318.07	10390.00	10462.39	10538.68	10615.48	10692.78
1992	8808.63	8871.07	8933.90	8997.12	9060.75	9124.77	9189.20	9254.04	9319.28	9388.00	9457.17	9526.80
1993	7845.72	7902.09	7958.83	8015.92	8073.37	8131.18	8189.35	8247.89	8306.80	8368.82	8431.24	8494.08
1994	6986.34	7037.31	7088.60	7140.22	7192.15	7244.42	7297.01	7349.94	7403.20	7459.23	7515.63	7572.40
1995	6223.61	6269.78	6316.24	6362.99	6410.03	6457.38	6505.02	6552.96	6601.20	6651.92	6702.97	6754.36
1996	5547.15	5589.07	5631.24	5673.68	5716.39	5759.37	5802.61	5846.13	5889.93	5935.93	5982.25	6028.87
1997	4946.63	4984.76	5023.13	5061.75	5100.60	5139.70	5179.05	5218.65	5258.49	5300.32	5342.42	5384.80
1998	4411.68	4446.44	4481.43	4516.63	4552.06	4587.71	4623.58	4659.68	4696.01	4734.11	4772.46	4811.06
1999	3935.40	3967.17	3999.13	4031.30	4063.67	4096.25	4129.03	4162.02	4195.21	4229.99	4265.01	4300.25
2000	3518.25	3547.40	3576.72	3606.23	3635.93	3665.81	3695.88	3726.14	3756.59	3788.47	3820.56	3852.87
2001	3145.05	3171.85	3198.81	3225.94	3253.24	3280.72	3308.37	3336.19	3364.18	3393.46	3422.94	3452.61
2002	2809.33	2834.01	2858.85	2883.84	2908.99	2934.30	2959.76	2985.39	3011.18	3038.12	3065.24	3092.54
2003	2506.56	2529.34	2552.26	2575.32	2598.53	2621.88	2645.38	2669.03	2692.83	2717.66	2742.62	2767.83
2004	2230.21	2251.24	2272.41	2293.71	2315.15	2336.72	2358.43	2380.27	2402.25	2425.16	2448.22	2471.43
2005	1976.06	1995.50	2015.05	2034.74	2054.54	2074.47	2094.53	2114.71	2135.02	2156.16	2177.44	2198.86
2006	1741.26	1759.22	1777.30	1795.48	1813.78	1832.20	1850.73	1869.38	1888.14	1907.65	1927.28	1947.04
2007	1524.35	1540.95	1557.64	1574.45	1591.36	1608.37	1625.49	1642.72	1660.06	1678.06	1696.17	1714.40
2008	1323.96	1339.29	1354.72	1370.25	1385.87	1401.59	1417.41	1433.33	1449.35	1465.95	1482.66	1499.48
2009	1138.82	1152.99	1167.25	1181.59	1196.03	1210.56	1225.18	1239.89	1254.69	1270.00	1285.41	1300.92
2010	967.79	980.88	994.05	1007.31	1020.65	1034.07	1047.58	1061.17	1074.85	1088.97	1103.18	1117.49
2011	809.78	821.88	834.05	846.30	858.62	871.03	883.51	896.07	908.71	921.73	934.83	948.02
2012	663.69	674.86	686.11	697.43	708.82	720.28	731.81	743.42	755.10	767.10	779.18	791.34
2013	529.45	539.78	550.18	560.64	571.17	581.76	592.42	603.15	613.95	625.02	636.15	647.37
2014	406.29	415.84	425.46	435.14	444.88	454.68	464.54	474.46	484.45	494.66	504.93	515.28
2015	293.34	302.18	311.08	320.04	329.06	338.13	347.25	356.44	365.68	375.11	384.59	394.14
2016	189.70	197.89	206.14	214.44	222.78	231.19	239.64	248.15	256.71	265.41	274.17	282.99
2017	94.61	102.20	109.85	117.54	125.28	133.07	140.90	148.79	156.73	164.76	172.86	181.00
2018	7.00	14.04	21.13	28.27	35.44	42.67	49.93	57.25	64.61	72.04	79.51	87.04

Note:

Basis Used		Interest*
From	To	
1.1.82	31.12.82	10%
1.1.83	31.12.86	11%
1.1.87	31.12.00	12%
1.1.01	31.12.01	11%
1.1.02	31.12.02	9.50%
1.1.03	31.12.03	9.00%
1.1.04	30.11.11	8.00%
1.12.11	31.03.12	8.60%

From	To	Interest*
01.04.2012	31.03.2013	8.80%
1.4.2013	31.03.2016	8.70%
01.04.2016	30.09.2016	8.70%
01.10.2016	31.12.2016	8.70%
01.01.2017	31.03.2017	8.00%
01.04.2017	30.06.2017	7.90%
01.07.2017	31.12.2017	7.80%
01.01.2018	30.09.2018	7.60%
1.10.2018	31.12.2018	8.00%

* Interest p.a compounded quarterly

Savings Fund : 68.75% from 1.1.82 to 31.12.87
 70% from 1.1.88 and onwards
 Insurance Fund : 31.25% from 1.1.82 to 31.12.87
 30% from 1.1.88 and onwards

CENTRAL GOVERNMENT EMPLOYEES GROUP INSURANCE SCHEME 1980

Contribution @ Rs. 10/- P.M upto 31.12.89 and Rs. 15 throughout after 1.1.90

Accumulated value of contribution from 1st January of year of Entry to the month and year of cessation
Year of cessation of membership - 2018
Month of cessation of membership

Year of Entry	Jan	Feb	Mar	Apr	May	Jun	Jul	Aug	Sep	Oct	Nov	Dec
1982	33372.14	33592.67	33814.59	34037.91	34262.63	34488.77	34716.33	34945.32	35175.75	35419.21	35664.28	35910.98
1983	30423.13	30625.11	30828.35	31032.87	31238.68	31445.79	31654.19	31863.91	32074.95	32297.88	32522.28	32748.16
1984	27767.76	27953.02	28139.45	28327.05	28515.83	28705.80	28896.96	29089.33	29282.91	29487.34	29693.13	29900.27
1985	25380.77	25551.01	25722.32	25894.71	26068.18	26242.74	26418.40	26595.17	26773.05	26960.86	27149.92	27340.22
1986	23246.37	23403.18	23560.97	23719.75	23879.54	24040.33	24202.13	24364.95	24528.79	24701.74	24875.83	25051.08
1987	21326.68	21471.40	21617.03	21763.58	21911.05	22059.46	22208.79	22359.06	22510.28	22669.86	22830.50	22992.20
1988	19612.21	19746.14	19880.92	20016.54	20153.02	20290.35	20428.56	20567.63	20707.57	20855.21	21003.83	21153.43
1989	18061.93	18186.11	18311.06	18436.81	18563.34	18690.67	18818.80	18947.74	19077.49	19214.34	19352.09	19490.75
1990	16688.46	16803.99	16920.25	17037.24	17154.97	17273.44	17392.65	17512.61	17633.33	17760.61	17888.73	18017.71
1991	14850.86	14954.83	15059.45	15164.72	15270.67	15377.27	15484.55	15592.51	15701.14	15815.62	15930.87	16046.87
1992	13224.80	13318.53	13412.85	13507.77	13603.28	13699.40	13796.12	13893.44	13991.38	14094.55	14198.93	14302.92
1993	11772.40	11856.99	11942.11	12027.77	12113.97	12200.71	12288.00	12375.84	12464.22	12557.27	12650.99	12745.22
1994	10487.34	10563.84	10640.83	10718.30	10796.25	10874.70	10953.64	11033.08	11113.02	11197.12	11281.77	11366.99
1995	9344.36	9413.67	9483.42	9553.60	9624.23	9695.30	9766.82	9838.79	9911.21	9987.35	10063.99	10141.14
1996	8330.84	8393.77	8457.10	8520.82	8584.95	8649.48	8714.42	8779.76	8845.52	8914.60	8984.14	9054.14
1997	7424.67	7481.89	7539.48	7597.43	7655.75	7714.43	7773.48	7832.91	7892.70	7955.47	8018.66	8082.27
1998	6625.84	6678.04	6730.57	6783.43	6836.63	6890.15	6944.02	6998.22	7052.77	7109.97	7167.56	7225.53
1999	5909.12	5956.81	6004.80	6053.09	6101.68	6150.59	6199.79	6249.31	6299.14	6351.36	6403.93	6456.84
2000	5277.64	5321.35	5365.34	5409.61	5454.16	5498.98	5544.09	5589.48	5635.16	5682.98	5731.12	5779.57
2001	4715.62	4755.80	4796.23	4836.92	4877.86	4919.06	4960.52	5002.24	5044.22	5088.12	5132.32	5176.81
2002	4215.75	4253.79	4291.06	4328.57	4366.31	4404.29	4442.51	4480.97	4519.67	4560.10	4600.80	4641.77
2003	3757.96	3792.11	3826.48	3861.06	3895.86	3930.88	3966.12	4001.58	4037.26	4074.50	4111.98	4149.72
2004	3345.31	3376.86	3408.62	3440.57	3472.72	3505.08	3537.64	3570.40	3603.38	3637.74	3672.33	3707.15
2005	2964.09	2993.24	3022.58	3052.10	3081.81	3111.71	3141.79	3172.07	3202.53	3234.24	3266.16	3298.29
2006	2611.90	2638.84	2665.94	2693.22	2720.67	2748.30	2776.09	2804.06	2832.21	2861.47	2890.92	2920.56
2007	2286.53	2311.42	2336.47	2361.67	2387.03	2412.56	2438.24	2464.09	2490.09	2517.09	2544.26	2571.61
2008	1985.94	2008.93	2032.08	2055.37	2078.80	2102.39	2126.12	2150.00	2174.03	2198.93	2223.99	2249.22
2009	1708.24	1729.49	1750.87	1772.39	1794.05	1815.84	1837.77	1859.83	1882.04	1905.00	1928.12	1951.39
2010	1451.68	1471.32	1491.08	1510.97	1530.97	1551.11	1571.37	1591.76	1612.28	1633.46	1654.78	1676.23
2011	1214.67	1232.81	1251.07	1269.45	1287.94	1306.54	1325.27	1344.11	1363.07	1382.59	1402.25	1422.04
2012	995.53	1012.30	1029.17	1046.14	1063.23	1080.42	1097.72	1115.13	1132.65	1150.65	1168.77	1187.01
2013	794.17	809.67	825.27	840.96	856.75	872.64	888.64	904.73	920.92	937.52	954.23	971.05
2014	609.43	623.77	638.19	652.71	667.32	682.02	696.81	711.70	726.67	741.99	757.40	772.92
2015	440.00	453.27	466.63	480.06	493.58	507.19	520.88	534.66	548.53	562.66	576.88	591.20
2016	284.55	296.84	309.21	321.65	334.18	346.78	359.46	372.22	385.07	398.12	411.25	424.48
2017	141.91	153.30	164.77	176.31	187.92	199.60	211.36	223.19	235.09	247.15	259.28	271.50
2018	10.50	21.07	31.70	42.40	53.17	64.00	74.90	85.87	96.91	108.06	119.27	130.56

Note:

Basis Used

From	To	Interest*	From	To	Interest*
1.1.82	31.12.82	10%	01.04.2012	31.03.2013	8.80%
1.1.83	31.12.86	11%	1.4.2013	31.03.2016	8.70%
1.1.87	31.12.00	12%	01.04.2016	30.09.2016	8.70%
1.1.01	31.12.01	11%	01.10.2016	31.12.2016	8.70%
1.1.02	31.12.02	9.50%	01.01.2017	31.03.2017	8.00%
1.1.03	31.12.03	9.00%	01.04.2017	30.06.2017	7.90%
1.1.04	30.11.11	8.00%	01.07.2017	31.12.2017	7.80%
1.12.11	31.03.12	8.60%	01.01.2018	30.09.2018	7.60%
			1.10.2018	31.12.2018	8.00%

* Interest p.a compounded quarterly

Savings Fund : 68.75% from 1.1.82 to 31.12.87
70% from 1.1.88 and onwards

Insurance Fund : 31.25% from 1.1.82 to 31.12.87
30% from 1.1.88 and onwards